

NEW BIGBALER HIGH DENSITY

ALL-OUT EFFICIENCY



NEW BIGBALER HIGH DENSITY

ALL-OUT EFFICIENCY

New Holland has been putting the 'big' into big square baling for over three decades. Since its first big balers rolled off the production line in 1987, over 30,000 examples have been put to work in the world's fields.

Today, all BigBalers are produced in Zedelgem, Belgium, New Holland's Centre of Harvesting Excellence, where they are designed, manufactured, tested and shipped the world over.

In its quest for baling excellence, New Holland has listened to its customers and responded to the industry trend by making another revolutionary step in baling technology, entering the High Density baling segment. The new BigBaler I290 High Density will produce bales up to 22% more dense than standard conventional balers, making for more efficient logistics & transport – ideal for professional baling contractors and bale merchants.





AWARDS ACROSS THE GLOBE UNDERLINE THE INNOVATIVE DESIGN OF THE BALER AND HIGH CUSTOMER VALUE



WHERE STYLE MEETS PERFORMANCE

THE FUTURE OF BALING STYLE

The BigBaler 1290 High Density features New Holland's next generation styling, characterised by sweeping yet aggressive lines, which convey the 'let's get it done' attitude. But it is not a case of style over function – wide opening side and front shields make for easy servicing access.





OUTSTANDING PICKUP VISIBILITY

Thanks to the balers short and narrow drawbar and its non-reflective yellow colour, operators have excellent visibility of the pick-up when baling.

HIGH DENSITY PERFORMANCE

The BigBaler 1290 High Density doesn't only produce up to 22% higher density versus conventional balers and up to 15% higher compare to the BigBaler Plus range, it also delivers higher productivity, even more so than the current BigBaler plus range. This is in part, thanks to the new five-bar pickup, which helps feed in crop at higher rates.

CENTRALISED CONTROL

During long baling days, small things can make a big difference, so just imagine what a significant impact big things can have. The user interface on the IntelliView™ IV colour touchscreen display has been completely redesigned to enable operators to control the main functions from the screen, including specific, direct-access 'action' buttons, which can be used to control features such as bale density, bale length and PTO engagement.

AUTOMATE TO ENHANCE PRODUCTIVITY

The BigBaler 1290 High Density features a range of automated features to enhance productivity:

- IntelliCruise™ technology is the entry in the baler assistant features. Based on internal sensors like pre chamber filling time, load etc., the operator can use either Charge Control Mode for maximum capacity or Slice Control Mode to obtain the desired number of slices per bale
- The new IntelliSense™ feature is the advanced automation feature, which opens a new chapter to the baling process. Based on an industry first forward looking LiDAR sensor, it steering and speed adjustment is done automatically
- Thanks to the SmartFill™ II system with load cell sensors on the plunger it ensures uniform left-right filling of the bale chamber. It relieves the operator, increases quality and productivity and boost bale shape

GEAR UP FOR ROBUST BALING

GETTING UP TO BALING SPEED QUICKLY

The award winning SmartShift™ gearbox features two-speed start-up technology to deliver even smoother baler engagement, which means your tractor driveline is always protected during baler engagement. How does it work? Once the PTO reaches 850rpm the easy-start feature engages the baler and automatically shifts from 1st to 2nd gear, accelerating the flywheel to a maximum speed of 1440rpm at full tractor PTO speed, one of the highest flywheel speeds in the segment. The flywheel is also significantly heavier than on BigBaler Plus models, and has a 16% larger diameter, coming in at 1080mm. But, it's not just about flywheel size, it's all to do with energy generated. Higher speed multiplied by larger size delivers 230% more energy than on BigBaler Plus models.

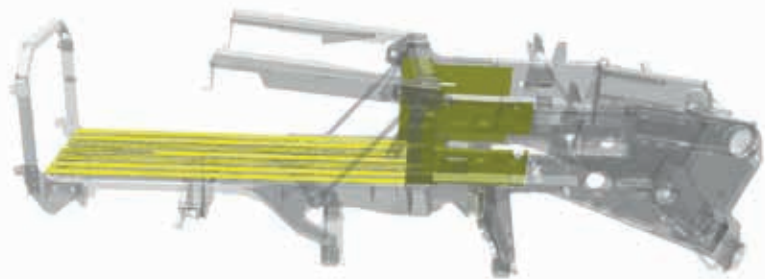
BUILT FOR LONG-LIFE AND DURABILITY

The super duty main gearbox, has two drive gears driving the main output gear which means there is an increased gear to gear surface contact area for increased durability and more efficient balanced power load distribution.

To further extend long life Hardox wear plates are standard on the bale chamber sides and bottom plates to prevent excessive wear in extreme conditions.



GOOD
DESIGN





HEAVY DUTY FRAME

A completely new robust frame has been designed to manage the higher density loads this baler experiences. The new main gearbox is mounted to the top beam which reduces crop accumulation underneath and increases durability. In addition, the drawbar is not part of the main frame, in order to facilitate height adjustment via the dedicated height adjustment rods, perfect when working with different tractors.



POWERFUL IMPRESSIVE PLUNGER

The plunger plays a critical role in bale density. That's why the BigBaler 1290 High Density has an improved plunger design, giving impressive results: it delivers a 748mm stroke whilst exerting an extreme plunger force – a whopping 58% more than Plus models, for even denser bales.

CLEARING FIELDS AT HIGH SPEED



IMPROVED PRODUCTIVITY AND DURABILITY


The robust poly material tine bands for smoother crop flow and longer lifetime of pickup tines result in improved daily productivity and less maintenance. In addition, Heavy Duty gauge wheels are available for improved durability when working in the roughest terrain.

EFFICIENT PICK-UP

The BigBaler 1290 High Density 2.35m MaxiSweep™ five bar pick-up is perfect for the widest swaths from today's high capacity combines. Improved pickup performance at high speed and more throughput is guaranteed due to the addition of a fifth row of tines.

HIGH CAPACITY PACKER MODELS

The high capacity Packer models feature 3, 9-tine packer forks. Manufactured with heavy duty components to ensure durability and to match the baler's high throughput. What's more, the overload protection clutch on Packer models is 25% higher than BigBaler Plus Packer models.



SUPERIOR AND HIGHLY EFFICIENT 29 KNIFE CROPCUTTER™ SYSTEM

The CropCutter™ system's is now available with either 15 knives for a medium cut or 29 knives for a short cut. Each individual knife has spring protection and paired rotor fingers per knife, guarantees a controlled cutting action and superior cutting performance through the slice at any load. An optional hard-faced rotor is available for a guaranteed long lifetime. The durability has been further enhanced by doubling the thickness of the outside teeth by 50%.

PRECOMPRESSION FOR UNIFORM BALE SLICES

The BigBaler 1290 High Density benefits from an adjustable precompression chamber technology developed for high density. Crop is fed into the chamber and held there until it reaches the correct density. Improvements have been made to the control fingers – including in terms of their construction and motion – to deliver even more consistent and higher density. The new reinforced crop holding finger system cope with the massive throughput of the baler.

STRONG DENSITY RING

Another real technology revolution in terms of delivering industry-leading density for the BigBaler 1290 High Density is the rear-mounted density ring.

The unique in the industry design featuring three double acting top-mounted cylinders and two double acting cylinders each side, to create a pressure ring which will open and close the density doors with great precision. The system also features rapid door closing, meaning you can get back baling even quicker.

LONGEST BALE CHAMBER


At 4.05 metres, the BigBaler 1290 High Density's baler chamber is the longest in the segment. This to ensure consistent productivity in terms of density and bale shape over the entire baling day even at highest ambient temperatures.



UNIQUE AND PATENTED KNOTTING TECHNOLOGY



 **LOOP MASTER**



LOOP MASTER™ KNOTTING TECHNOLOGY

The BigBaler 1290 High Density features New Holland's Loop Master™ knotting technology. Building on the brand's renowned double knotting system, the second knot is now a loop style, which is 37% stronger compare to a standard knot. This results in an up to 26% increase in overall tensile strength for reduced breakages. Perhaps more importantly however, it eliminates twine offcuts – which are currently left in the fields, and can even find their way into fodder. This might not sound much but consider that over six kilometres or 46kg of twine are saved in a 10,000 bale season.



EXTRA LARGE TWINE BOX

The new, hydraulic operated swing out extra-large twine box has been designed to accommodate 36 XL twine spools. All 36 XL twine spools can be connected simultaneously, which means you have upto 65% more autonomy and can bale some 1400 bales without reloading.



EASIER LOADING

For easy twine loading and threading, the baler's hydraulic axles can be lowered via the IntelliView™ monitor or by a push of the buttons at the rear of the bale, bringing the twine box holders closer to the ground to make handling easier.

GLIDING OVER FIELDS

LARGER TYRES

Larger diameter tyres, up to 1.4 metres tall, can be fitted to the BigBaler 1290 High Density, which helps reduce soil compaction. The customer has a choice between two-wheel sizes which always stay within a 3m road width. A 600/50R22.5 and 600/55R26.5 are offered, which greatly reduces soil compaction.



min. width 2.98m





STEERABLE AXLES

The Auto-Steer tandem axle makes for more efficient turning and less field scarring. The baler's wheelbase has also been extended to deliver a best in class steering angle for even tighter turns, making for shorter headlands, as well as facilitating road transport and improved servicing access.

EFFICIENT SUSPENSION

The new hydraulic suspension system delivers improved ground following and ensures perfect weight distribution across all four wheels. In uneven terrain, when the front wheel goes up, the rear wheel goes down, which not only improves field-hugging performance, it also makes for less tyre wear.

COMFORT BALER HEIGHT ADJUSTMENT

The baler height can now be set from the IntelliView™ monitor or via a push of the buttons at the rear baler. The system can be set in 7 positions providing 27cm of travel:

- Fully up for maintenance and max ground clearance
- Five working positions depending on field conditions
- Fully down for easy twine spool loading

CONNECTED SERVICE AND SUPPORT

DESIGNED WITH SERVICING IN MIND

The BigBaler 1290 High Density has been designed with easy maintenance in mind – after all, you want to spend more time baling and less time in the yard! Efficient features such as minimal daily greasing points, wide opening sides and front shield and easy access to the underside of the baler are all there. The pick-up features poly tine bands, making them quicker and easier to change. The large, flat upper service deck gives instant access to the knotter system.



TRUE DAY AND NIGHT VISIBILITY

A full LED 360° lighting package has been developed to turn night into day, and to maintain productivity and ease of operation even in the dead of night.



EASY CLEANING AND MAINTENANCE

The twine box unit has been fitted with a hydraulic system, which means it can swing fully out, making cleaning even easier. It also means easier access to the inner working of the baler - facilitating eventual maintenance, such as replacing needle protection shearbolts.



MYPLM®CONNECT

MyPLM®Connect enables you to connect to your BigBaler 1290 High Density from the comfort of your office and monitor over 27 machine operating parameters through the utilization of the mobile network. You can stay in touch with your machine at all times, and can even send and receive real-time information that saves time and enhances productivity.

REAL TIME BALE MAPPING AND SHARING

The Farm tab on the MyPLM®Connect portal is where you can analyse all field data and now you can even map bale data. This information is recorded in real time while baling. The bale data is also available on the MyPLM®Connect Farm mobile app which can be used by the telehandler or loader tractor operator to enable selective loading of bales. The data recorded for each bale is Wet or Dry weight, Moisture level, Density, and number of flakes per bale.


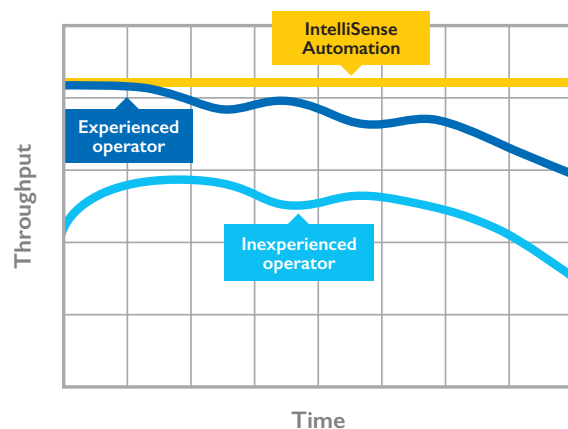
INTELLISENSE™ AUTOMATION SYSTEM

THE AWARDED INNOVATION FOR A NEW BALING EXPERIENCE

The awarded IntelliSense™ bale Automation system introduces a next chapter to the baling process. Automation has a growing role to play in productive modern farming. New Holland's IntelliSense™ system equips the BigBaler range with an industry-first proactive steering and speed control automation system, which revolutionizes the baling experience. Operating a Large Square Baler manually demands long hours of continuous operator focus, with regular steering adjustments, observation of swath density and crop flow to prevent overloads, speeding up and slowing down tractor speed to match. In addition, to ensure production of consistent bales the driver has to observe the bale fill indicator and correct the tractor steering accordingly, while also monitoring bale slice numbers and weights. IntelliSense™ bale automation relieves the driver of these demands by a big portion.

THE INTELLISENSE™ BENEFITS

Testing has shown that throughout the course of a long baling day, IntelliSense™ technology delivers superior performance, even when compared to the experienced balers operators. Sit back, relax, and let the BigBaler with IntelliSense™ technology maximize your baling performance.





WHAT MAKES INTELLISENSE™ SO INTELLIGENT?

At its heart, a LiDAR (light detection and ranging) sensor located on the front of the tractor cab roof scans continuously the position and volume of the swath meters ahead of the tractor. This information is used together with other tractor and baler information to automatically adjust the steering, which is then fine-tuned according to the baler's plunger load sensors, ensuring even filling of the chamber resulting in perfect straight bales. Furthermore, the tractor speed is adjusted automatically to maximize productivity and prevent overloads. IntelliSense™ offers the operator two assisted baling modes which can be used combined or independent from each other:

THE SMARTSTEER™ SWATH GUIDANCE SYSTEM

The first assisted baling mode is SmartSteer™ Swath Guidance. This allows hands-free driving whenever a swath is detected ahead of the tractor, and ensures the swath enters the center of the pick-up, adjusting as necessary according to the plunger load cells to ensure a perfect bale shape. With the Swath Guidance system, the driver can stay focus on the machine settings and reduce the fatigue in the long harvesting days.

THE INTELLICRUISE™ II FEEDRATE SYSTEM

In the IntelliCruise™ II Feedrate mode the operator sets the number of slices per bale as target - a low number equating to thicker slices and a higher throughput. The tractor will continuously adjust the forward speed to get close to the bale slice target. The Feedrate increases the productivity, insures a uniform bale shape and a consistent weight. With a constant throughput, also the fuel consumption is optimized.

DAY-LONG OUTSTANDING PERFORMANCE

Customers have confirmed: throughout the course of a long baling day, IntelliSense™ technology delivers superior performance and operator comfort.

- Increased productivity
- Impressive bale quality - uniform bale shape and consistent bale weight
- Reduced fuel consumption
- Un-comparable operator comfort

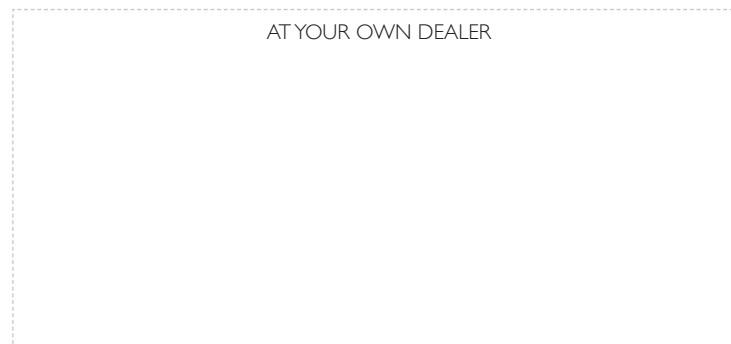
FLEXIBILITY ACROSS ALL MAJOR CROPS & CONDITIONS

IntelliSense™ has been configured to work with all major crops and works during bright days as well as during darkest nights. Note: IntelliSense™ is an operator assistant system. The operator remains responsible at all times. Certain extreme conditions, such as very small or uneven windrows, variable yields and steep curves can limit the system performance.

Model		BigBaler 1290 High Density
Bale dimensions		
Width	(cm)	120
Height	(cm)	90
Minimum / Maximum length	(cm)	100 / 300
Tractor requirements		
Minimum PTO power		Standard Packer 210hp / CropCutter™ 240hp
PTO speed / type		1000rpm / 20 spline shaft
Remote hydraulics		Power Beyond (pressure, return, LS), 1 x double acting valve, 1 x single acting valve
Standard hydraulic		2 double acting valves, 1 single acting valve
Main Drive		
Mid gearbox type		SmartShift™ 2 speed powershift
Mid gearbox features		Smooth two-speed start-up, Smart brake technology and Overload protection
Main gearbox type		Super duty twin drive gears driving the main output gear
Main gearbox type	(rpm)	1440
5 bar MaxiSweep™ Pick-up		
Width (DIN 11220)	(m)	2.35
Roller windguard		●
Number of double Tines / Tine diameter	(mm)	85 / 5.5
Flotation		Adjustable spring
Gauge wheels / Castering gauge wheels		● / ○
Standard tyres / HD tyres		● / ○
Pick up slipclutch protection		●
Standard Packer system		●
Feeder		3 packer forks / 9 single tines
Feed assist auger		●
CropCutter™ system		○
No. Knives	(mm)	15 (Medium Cut) or 29 (Short Cut)
Knife removal		Sliding knife drawer
Knife activation, in - out		Hydraulic
Knife protection		Individual springs
Feed assist auger		●
Hydraulic feed assist auger with reverse functionality		○
Rotor		Width 1200 mm «W» tine configuration with paired rotor fingers per knife
Hard faced rotor		○
Rotor protection		Cut-out clutch
Stuffer		fork type with 6 tines
Stuffer protection		Shearbolt
SmartFill™ II system		●
Plunger		
Speed	(Strokes/min)	48
Length of stroke	(mm)	748

Model	BigBaler 1290 High Density	
Tying system		
Type	Loop Master™ double knot type	
Twine type	100-130m/kg grade	
Number of twines	6	
Knotter fan type	Electric	
Number of Knotter fans	3	
Electronic Bale Length / Knotter engagement system	●	
Knotter function alert	IntelliView™ monitor and Knotter flags	
Knotter lubrication	Grease	
Twine ball capacity	36 XL	
Hydraulic foldable twine boxes	●	
Bale density system		
7 double acting cylinders proportional controlled	IntelliView™ monitor controlled	
Electronic control system		
ISOBUS compatible with AEF ISOBUS certification	●	
ISOBUS III IntelliCruise™ system	○	
IntelliSense™	○	
26.4cm colour touchscreen IntelliView™ IV monitor	○	
PLM GPS data logging	○	
Lights		
Standard LED work lights	Front & rear road lights, 2 x rear work lights, 1 x rotary beacon, LED strip lights on the knotter, pickup and needles left and right hand side stuffer lights, left and right hand side twine box lights	
Optional LED Service lights		
Axles		
Large wheel tandem axle with Auto-Steer system (Tyre size)	600/50R22.5 or 600/55R26.5	
Hydraulic suspension	●	
Brakes		
Pneumatic / Hydraulic	● / ○	
Maximum travelling speeds		
Large wheel tandem axle (kph)	60**	
Baler dimensions		
Length chute closed (mm)	8936	
Width (mm)	2987	
Height folded railing up (mm)	3440	
Height folded railing down (mm)	3099	
Weight (Empty on 600/55R26.5)	Standard Packer 14300kg / CropCutter™ 14600kg	
Standard equipment		Roller windguard, Automatic greasing system, Standard Bale-Eject™ system, Roller bale chute with hydraulic folding, Foldable railing
Optional equipment		Comfort pack, Partial bale-Eject™, Comfort Baler Height adjustment, Camera monitoring system, ActiveWeigh™ system, Rub pad or Starwheel Moisture measuring system, CropSaver liquid preservative kit, Dye Marker kit, Hard face knife kit, knotter blow off kit**, needle cleaner kit, Rear Bumper

● Standard ○ Optional – Not available * Depending on spec and required for Comfort pack ** Pneumatic brake version only



www.newholland.com/uk - www.newholland.com/ie



The data indicated in this folder are approximate. The models described here can be subjected to modifications without any notice by the manufacturer. The drawings and photos may refer to equipment that is either optional or intended for other countries. Please apply to our Sales Network for any further information. Published by New Holland Brand Communications. BTS Adv. - Printed in Italy - 01/24 - (Turin) - 233003/INB