

Boomer 25 C-55 Series





One tractor series. Multiple applications.

New Holland are tractor specialists, with models developed for agriculture and municipal use and everything in between. From the golf courses and parks through to vineyards and orchards, New Holland has a tractor to meet the most demanding of end user needs.

Choose your power. Choose your transmission. Choose New Holland.

New Holland Stage V Boomer tractors are compact, manoeuvrable and versatile tractors that are divided into four classes. Only New Holland can offer you so much compact tractor choice.



Compact class. Boomer 25 C.

Three cylinder 25hp, 4WD, dual range hydrostatic transmission with cruise control.



Class 1. Boomer 25.

Three-cylinder 24hp engine, dual-range hydrostatic transmission or 6x2 mechanical option.



Class 2. Boomer 35 and Boomer 40.

Three-cylinder 35hp and 40hp engines, three-range hydrostatic or 12x12 synchromesh transmission.



Class 3. Boomer 45, Boomer 50 and Boomer 55.

Three-cylinder 47hp, 52hp and 57hp engines, three-range hydrostatic or 16x16 synchromesh transmission with creeper option.

Ten reasons why a Boomer tractor is in a class of its own.



Synchronised comfort & hydrostatic convenience

- Boomer 35 and 40 models feature 12x12 synchronised shuttle shift (SSS) transmission as standard
- Boomer 45, 50 and 55 models feature a 16x16 SSS transmission, with creeper option as standard
- SSS transmissions mean you don't have to come to a complete stop before shuttling and the shuttle lever is ergonomically positioned next to the steering wheel
- Boomer 25 models feature a 2-range hydrostatic transmission, or the option of a 6x2 mechanical transmission
- A 3-range hydrostatic transmission is available on the Boomer 35 to Boomer 55 models
- All hydrostatic models have 2 pedals, for forward and reverse travel and make shuttling and choosing the right speed very easy
- All hydrostatic models feature the new EZ Speed function, when activated it automatically increases engine speed in relation to how far the hydrostatic pedal is pushed
- Class 3 Boomers equipped with the hydrostatic transmission and Boomer Suite™ cab, are available with the new servo assisted drive pedal option to lower the effort required to operate the pedals

1. High comfort Boomer Suite™ cab on Class 2 & 3 Boomers, 35 - 55 models
2. Mechanical transmission options with Synchronised Shuttle Shift between forward and reverse
3. Refined common rail, smooth running and frugal power units with 300 hour service intervals
4. New servo pedal assist for ultimate comfort on hydrostatic models
5. New EZ Speed automatically increases engine rpm on Hydrostatic models when drive pedals are pressed
6. Electro-hydraulic independent PTO to drive mid-mount mower decks on hydrostatic models
7. New auto PTO functionality on Class 2 & Class 3 models
8. All-wheel drive for traction in the toughest of conditions
9. Dedicated power steering pump. No loss in hydraulic performance in a tight turn
10. Wider tyre offering to include more turf and flotation options



Mid-mount hydraulics

Get the most out of your Boomer by ordering the deluxe hydraulic pack, available on Boomer 35 - 55 hydrostatic models. This includes factory fitted mid-mount hydraulics with joystick control, and a mid-mounted PTO.



Ready for any job

Whether you need to mow the lawn, top a paddock, dig a drain, cultivate the garden, clear snow, clean a stable yard or install a fence, Boomer tractors are for you. These tractors make it easy to change implements so you can move quickly from job to job.

- Category I three-point hitch
- One rear hydraulic remote as standard on the 25 model
- Two rear hydraulic remotes as standard on the 35, 40, 45, 50 and 55 models
- Independent, electro-hydraulic 540-rpm rear PTO on the 25, 35 and 40 models
- Independent, electro-hydraulic three-speed (540 / 540E / 1,000rpm) rear PTO on the 45, 50 and 55 models
- New auto-PTO function to switch on/off the PTO as the linkage is raised/lowered on 35, 40, 45, 50 and 55 models
- Electro-hydraulic independent mid-PTO to power mid and front-mount implements is standard on all hydrostatic versions
- Ground drive PTO option available on Boomer 40 and 50 models with 16x16 transmission

New cab comfort.

The Class 2 Boomer 35 and 40, and Class 3 Boomer 45, 50 and 55 models are now available with a spacious new factory installed Boomer Suite™ cab, brimming with standard features, and clean modern, ergonomic styling. The list of equipment includes air conditioning, opening rear side windows, radio ready, high comfort seat, and excellent rear visibility and operator comfort.



Easy access

- The wide opening door and generous dimensions ensure easy entry



Style and functionality

- Powerful dual front and rear work lamps come as standard.
Rear wash wipe is also standard on the Boomer Suite™ cab

New ergonomic functionality.

The new Boomer Suite™ cab offers superior visibility and comes standard with premium controls that are located conveniently within your reach.



EZ Speed convenience

- All hydrostatic models feature the new EZ Speed function to automatically increase engine speed in relation to how far the hydrostatic pedal is pushed
- EZ Speed can be turned on or off



Auto PTO protection

- New auto-PTO function switches on/off the PTO as the linkage is raised/lowered on 35, 40, 45, 50 and 55 models
- Auto PTO protects the PTO from extreme angles and inexperienced operators



New digital dash

- New digital dash display indicates forward speed and other vehicle parameters




Uncluttered access

- The flat floor and tilting steering column make daily access smooth and stress free, compact doesn't have to mean cramped



Ergonomic side console

- Colour coded and precisely positioned, all regular controls fall naturally to hand



Premium features

- Front sun blind, electronic PTO switch, opening side windows, climate control and mechanical joystick add to the list of cab features
- New servo assisted drive pedals lower the driver effort when operating hydrostatic models

Agriculture, fruit production and horticulture.

With a power output and size to suit both wide-area and restricted access food production systems, New Holland Boomer tractors have a high standard specification, excellent comfort and low operating costs. From glasshouse to field and from orchard to vegetable production, the efficient mechanical transmission Boomer 35, 40, 45, 50 and 55 have the performance you demand at a price you can afford.

New Holland for productivity and affordability.





Boomer 35 and Boomer 40

- Full mechanical transmission with four ratios and in three ranges
- Generous 820kg lift capacity
- Genuine 31.2Lpm hydraulic flow
- Smooth, three-cylinder power
- Boomer Suite™ cab option
- Auto PTO shut off and re-engagement
- Digital speedometer
- Standard 129kg front weight package



Boomer 45, Boomer 50 and Boomer 55

- Full mechanical transmission with four ratios in four ranges
- Massive 1,250kg lift capacity
- 540, 540E and 1,000rpm PTO
- Smooth, three-cylinder power
- Standard 129kg front weight package
- Auto PTO shut off and re-engagement
- Digital speedometer
- Boomer Suite™ cab option
- Creeper option always includes ground speed PTO
- New Boomer 55 model with 57hp



Grounds Care and Municipal.

Grounds care and municipal operators place specific demands upon compact tractors. Boomer tractors are all offered with hydrostatic transmissions. This makes these tractors the ideal choice for mowing, transport and other duties to include sweeping, snow clearance and general maintenance. When it comes to hydraulic flow, only New Holland list full capacity and do not include power steering.

New Holland delivers the right specification without costly options.



Boomer 25

- Dual-range hydrostatic transmission
- Class leading 650kg lift capacity
- Genuine 23Lpm hydraulic flow
- Compact and economical three-cylinder power
- EZ Speed engine rpm synchronization



Boomer 35 and Boomer 40

- Three-range hydrostatic transmission
- Generous 820kg lift capacity
- Genuine 31.2Lpm hydraulic flow
- Smooth, three-cylinder power
- EZ Speed engine rpm synchronization
- Boomer Suite™ cab option
- Digital speedometer
- Auto PTO shut off and re-engagement



Boomer 45, Boomer 50 and Boomer 55

- Three-range hydrostatic transmission
- Massive 1,250kg lift capacity
- 540, 540E and 1,000rpm PTO
- Smooth, three-cylinder power
- EZ Speed engine rpm synchronization
- Boomer Suite™ cab option
- Digital speedometer
- Auto PTO shut off and re-engagement
- New Boomer 55 model with 57hp

Sports turf maintenance.

Sports turf demands specialist care and maintenance. New Holland Boomer tractors are offered in the Class 2 and Class 3 sizes with respective outputs of 35hp or 40hp and 47hp, 52hp or 57hp. Boomer 35 and 40 models can be specified with a 12 forward and 12 reverse speed mechanical transmission, the larger Boomer 45, 50 and 55 offering a 16 forward and 16 reverse speed transmission. Additionally, all Class 2 and Class 3 Boomer are available with a three range hydrostatic option. Highly efficient, mechanical transmissions have a direct link between engine speed and forward speed which is ideal for heavier applications to include aeration and cultivation. The hydrostatic variant is ideally suited to top dressing, spraying, seeding and fertiliser application owing to its smooth and precise operation.

New Holland delivers powerful simplicity.



Boomer 35 and Boomer 40

- Full mechanical transmission with four ratios and in three ranges
- Generous 820kg lift capacity
- Genuine 31.2Lpm hydraulic flow
- Smooth, three-cylinder power
- Boomer Suite™ cab option
- Auto PTO shut off and re-engagement
- Digital speedometer
- Standard 129kg front weight package



Boomer 45, Boomer 50 and Boomer 55

- Full mechanical transmission with four ratios in four ranges or three range hydrostatic transmission
- Massive 1,250kg lift capacity
- 540, 540E and 1,000rpm PTO
- Smooth, three-cylinder power
- Auto PTO shut off and re-engagement
- Digital speedometer
- EZ Speed engine rpm synchronization
- Boomer Suite™ cab option
- Creeper option always includes ground speed PTO
- New Boomer 55 model with 57hp

Equestrian, Estate and professional grounds care.

New Holland Boomer tractors are designed for continuous operation, meeting the demands of professional operators. Affordable pricing ensures these qualities can be delivered to those needing a rugged and easy to operate tractor that may see less intensive operation. The benefit? Reliable, and dependable performance over an extended working life. Boomer tractors have a choice of hydrostatic or more traditional mechanical transmissions with high levels of operator safety and comfort. New Holland also has an extensive dealer network, ready to support you and your Boomer whenever you need it.

New Holland delivers the full product support to every user.



Boomer 25 C

- Dual-range hydrostatic transmission
- 450kg rear lift capacity & PTO
- Mid-mount mower ready
- Front loader option
- 4WD
- 17.4L/min hydraulic flow



Boomer 25

- Dual-range hydrostatic transmission
- Comfortable, quiet and easy to use
- Mid-mount mower ready
- Powerful rear linkage matches wide range of attachments
- EZ Speed engine rpm synchronization



Boomer 35 and Boomer 40

- Hydrostatic or full mechanical transmission
- Generous 820kg lift capacity
- Genuine 31.2Lpm hydraulic flow
- Smooth, three-cylinder power
- Boomer Suite™ cab option
- Auto PTO shut off and re-engagement
- Digital speedometer
- Standard 129kg front weight package



Boomer 45, Boomer 50 and Boomer 55

- Hydrostatic or full mechanical transmission
- Massive 1,250kg lift capacity
- 540, 540E and 1,000rpm PTO
- Smooth, three-cylinder power
- Auto PTO shut off and re-engagement
- Digital speedometer
- EZ Speed engine rpm synchronization
- Boomer Suite™ cab option
- Creeper option always includes ground speed PTO
- Standard 129kg front weight package
- New Boomer 55 model with 57hp

New Boomer 25 C. Small but mighty.

The new Boomer 25 C tractor is the best choice for small holders, groundcare professionals and municipalities who need a hard-working, versatile small tractor to handle the work a garden tractor just can't. It's ready to take on your yard, landscape, gardening and property maintenance jobs. Its compact size makes it easy to operate and maneuver around obstacles and in confined spaces. Known for delivering outstanding value, these reliable, powerful and easy-to-operate compacts will help you complete tasks efficiently while being easy on your wallet.



Traction enhancing four-wheel drive (4WD)

When it's slippery and wet there is no need to fret. The Boomer 25 C's standard, mechanically engaged 4WD will power you through the tough spots. With standard power steering and its 4WD axle's tight turning design, maneuvering the Boomer 25 C in tight spaces, even with a full bucket, is easy.



Infinite speeds, infinite ease

- 2-range hydrostatic transmission delivers an infinite speed choice to better match your needs
- Forward and reverse pedals feature anti-slip rubber pads that are color coded and embossed with their direction of travel
- Standard cruise control feature helps make big jobs fly by



Comfortable operation start with the right seat

- The deluxe high-back operators seat features dual armrests and an adjustable backrest for day long comfort
- A modern, automotive-style instrument cluster is your at a glance information point
- Ergonomic side consoles house 4WD, PTO and 3-PT selection levers for intuitive operation



More hydraulic flow = efficient attachment operation

- Robust hydraulic system provides 17.4L/min of dedicated flow for implement/attachment operation
- Over 450kg rear lift capacity for a variety of powered and non-powered implements
- Separate 8L/min steering pump ensures effortless steering

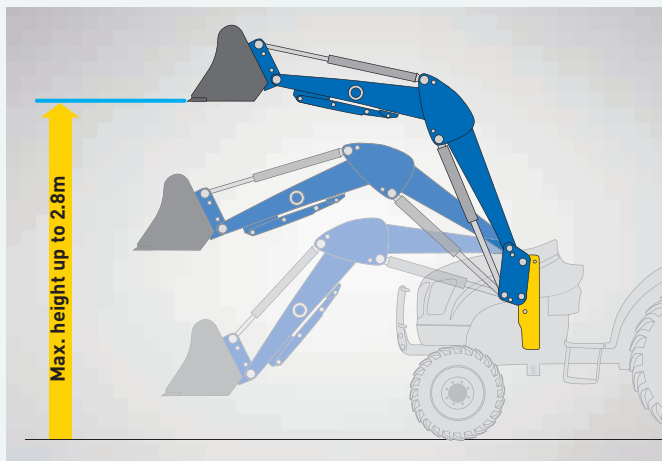


Power to load, mow and more

- Boomer 25 C tractor features a Stage V compliant, naturally aspirated, rugged, reliable and fuel efficient 3 cylinder diesel engine, delivering 25hp at 3,000rpm
- Maintenance and routine service access is easy and the 25L fuel tank keeps you working for longer
- Removable 160GMS mid-mount mower deck option adds to the 25 C's versatility
- Powerful 105LC front loader with 590kg lift capacity takes the strain

Compact loaders for compact tractors.

The 300TL range has been designed with compact tractors in mind. This range offers the ultimate in simple and easy to use operation, perfect for part time farmers, golf courses, stables and horticultural businesses. Its compact overall dimensions ensure that it offers access all areas loader productivity, easily negotiating the tightest turns and the narrowest doorways.



Impressive capacity

The 300TL offers outstanding lifting performance. The maximum lift heights range from 2.0 - 2.8 metres and make stacking bales as easy as 1-2-3. Maximum lift capacity ranges from 435 - 1193kg, providing you with more than enough capacity to tackle even the most demanding tasks with ease.




Simple attachment

A simple, easy to use system ensures that the loader is securely attached yet easy to remove when not required. The colour coded hydraulic lines are instantly attached and the loader arms and brackets are easy to align for hassle free attachment.



Ergonomic mechanical joystick

You can choose just where you want to position the easy to use mechanical joystick.



Quick release frame

Familiar to skidsteer users, this system enables implements to be quickly and easily changed.



Mechanical Self-Levelling

If you need to maintain a fixed position to speed up the loading process, then mechanical self-levelling is for you. It is ideal for operations which extensively stack bales or pallets.

Models		105LC	330TL	340TL	350TL
Self-Levelling System		MSL	MSL	MSL	MSL
Max. lift capacity at lower arm pivot point	(kg)	590	653	969	989
Max. lift capacity at upper arm pivot point	(kg)	515	551	806	938
Max. break-open force at bucket edge	(kg)	952	867	979	1030
Weight without tool and attached parts	(kg)	200	205	230	270
Max. lift height at pivot	(mm)	1850	2290	2435	2590
Tilt angle standard	(° degrees)	44	40	38	41
Dump angle Loader Up	(° degrees)	38	80	74	74
Min. tractor power	[kW/hp(CV)]	15/20	15/20	18/25	26/35
Max. tractor power	[kW/hp(CV)]	22/30	26/35	37/50	40/55
Varipark stands		●	●	●	●
3rd Service		○	○	○	○
Skidsteer quick-release frame		●	●	●	●
New Holland Blue colour		●	●	●	●
Compatible Boomer models		25 C	25	35, 40	45, 50, 55

● Standard ○ Optional MSL = Mechanical Self-Levelling

SPECIFICATIONS

Models		Boomer 25 C	Boomer 25	Boomer 35	Boomer 40	Boomer 45	Boomer 50	Boomer 55
Engine								
Tractor Class		Subcompact	Class 1	Class 2	Class 2	Class 3	Class 3	Class 3
Emissions level		Stage V	Stage V	Stage V	Stage V	Stage V	Stage V	Stage V
Gross horsepower	[kW/hp(CV)]	18.4/24.7	20/24	21/35	28/40	30.6/47	35/52	35/57
Rated speed	(rpm)	2700	2700	2600	2700	2600	2600	2600
Type		3-cylinder diesel						
Displacement	(cm³)	1267	1320	1879	1879	1879	1879	1879
Air cleaner		Replaceable dry element						
Fuel tank (ROPS / Cab)	(L)	25 / –	25 / –	40 / 47	40 / 47	40 / 47	40 / 47	40 / 47
Alternator	(amps)	50	50	70	70	70	70	70
Transmission								
Type, Mechanical / hydrostatic		6x2 / HST+2 range		12x12 / HST+3 range		16x16 / HST+3 range		
Creeper (only with 16x16 mechanical)		–	–	–	–	○	○	○
Maximum forward speed:	Gear – (kph), R4	–	–	23.06	23.06	27.06	27.06	27.06
	HST – (kph), R4	14.6	15.7	23.06	23.06	24.31	24.31	24.31
	Creeper (m/min)	–	–	–	–	0.17 - 2.8	0.17 - 2.8	0.17 - 2.8
Cruise control on hydrostatic transmission		●	●	●	●	●	●	●
Gear / shuttle type		–	–	Synchro	Synchro	Synchro	Synchro	Synchro
Rear diff. lock engagement		Mechanical / foot						
Brake type		Mechanical / Wet, multi disc		Wet, multi disc				
Hydraulics								
Implement hydraulic flow	(Lpm)	27.4	30.8	33.3	33.3	33.3	33.3	33.3
Steering hydraulic flow / HST	(Lpm)	8	11	15.6 / 20.8	15.6 / 20.8	15.6 / 20.8	15.6 / 20.8	15.6 / 20.8
Remote valve		1	1	2	2	2	2	2
3-point lift capacity @ ball ends	(kg)	650	650	820	820	1250	1250	1250
3-point linkage category		1	1	1	1	1	1	1
Steering type		Hydrostatic	Hydrostatic	Hydrostatic	Hydrostatic	Hydrostatic	Hydrostatic	Hydrostatic
PTO								
Rear PTO		●	●	●	●	●	●	●
Mid PTO		●	●	○	○	○	○	○
Ground drive PTO (only with 16x16 mechanical)		–	–	–	–	○	○	○
PTO power (gear / hydro)	(hp)	– / 17	20 / 17	30 / 28	34 / 32	40 / 38	44 / 42	48 / 46
PTO speed (rear)	(rpm)	540	540	540	540	540/540E/1000	540/540E/1000	540/540E/1000
PTO speed (mid)	(rpm)	2000	2000	2000	2000	2000	2000	2000
PTO type		Electro-hydraulic engaged; independent						
Operator Environment								
Boomer Suite™ cab		–	–	○	○	○	○	○
Rear ROPS		●	●	●	●	●	●	●
Mid mounted ROPS		–	–	○	○	○	○	○
Dimensions (W/R3 Tyres)								
Wheel base	(cm)	142	150	175	175	186	186	186
Length	(cm)	247	263	311	311	325	325	325
Height (ROPS)	(cm)	191	174	193	193	206	206	206
Weight (ROPS / Cab)	(kg)	655 / –	766 / –	1460 / 1660	1460 / 1660	1720 / 1950	1720 / 1950	1720 / 1950
Tyre choice		Choice of turf, agriculture or industrial tread						

● Standard ○ Optional – Not available

New Holland prefers **Ambra** lubricants



For more details, ask your New Holland dealer!

Calls to the Top Service team are free from landlines in the United Kingdom and Republic of Ireland. UK-based mobile calls are also free, but Republic of Ireland mobile users should call 01 2421881 and this will be charged at your standard network rate.

www.newholland.com/uk - www.newholland.com/ie



The data indicated in this folder are approximate. The models described here can be subjected to modifications without any notice by the manufacturer. The drawings and photos may refer to equipment that is either optional or intended for other countries. Please apply to our Sales Network for any further information. Published by New Holland Brand Communications. BTS Adv. - Printed in Italy - 12/24 - (Turin) - 210012/INB