

# CR Range

CR7.80 | CR7.90 | CR8.80 | CR8.90 | CR9.90 | CR10.90



# The world's highest capacity combine. Fact\*.

New Holland revolutionized the way farmers harvested over 45 years ago with the introduction of groundbreaking Twin Rotor™ technology for combines. Today's latest generation of CR combines continues the pure rotary bloodline and offers the world's farmers world-beating grain and straw quality thanks to the gentle multi-pass action. The range topping CR10.90 is the most powerful and productive CR to date, and now has up to 700hp on tap. Innovative features such as the new award-winning IntelliSense™ combine automation system, Dynamic Flow Control™ remotely adjustable rotor vanes, concave reset, the deep cut Dynamic Feed Roll™ technology and the all-new patented Opti-Spread™ Plus super wide spreading residue management system, continue to ensure that the CR range is among the most advanced and productive harvesters in the world.

## 60,000 farmers the world over

New Holland invented the Twin Rotor™ concept over 45 years ago and has been refining and evolving this technology for six decades to offer farmers ever increasing capacity and improved grain and straw quality. Since 1975 and the introduction of the pioneering TR70 combine over 60,000 Twin Rotor™ combines have been hard at work bringing the harvest home.

## FieldOps™ Telematics

FieldOps™ Telematics allows you to stay in touch with your machine at all times from the comfort of your office, enabling you to send and receive real time information which saves time and enhances productivity.

# FieldOps



## \* Real conditions. Unbelievable performance.

On 15th August 2014, in Wragby UK, the CR10.90 obliterated the current harvesting record for the most wheat harvested in eight hours. During the record it harvested 797.656 tonnes of wheat in under eight hours, with peak capacity of 135 tonnes/hour in real world conditions.







Models	Grain header cutting width (m)	Maize headers Number of rows	Max Power [hp(CV)]	Rotor size (inch)	Grain tank capacity (l)
CR7.80	4.88 - 9.15	6 / 8	415	17	10500
CR7.90	4.88 - 10.67	6 / 8 / 12	460	17	11500
CR8.80	6.10 - 10.67	6 / 8 / 12	517	17	12500
CR8.90	6.10 - 12.50	8 / 12 / 16	544	22	12500
CR9.90	6.10 - 12.50	8 / 12 / 16	600	22	12500 / 14500
CR10.90	6.10 - 12.50	8 / 12 / 16	700*	22	14500

\* Extra power available during unloading and chopping



# New CR. Harvest Supremacy.

## Outstanding capacity

The range topping 700hp FPT Industrial Cursor 16, powering the CR10.90, delivers efficient power and when combined with advanced harvesting technology, including IntelliSteer® auto guidance, you can harvest around the clock. The remotely adjustable Dynamic Flow Control™ rotor vanes mean their position can be changed on the go in response to changing crop conditions, which can result in up to 20% higher productivity. The most advanced New Holland combine ever, now features new award-winning IntelliSense™ combine automation system. The CR keeps going as long as you do.

## Superior harvest quality

Unsurpassed grain and straw quality is guaranteed courtesy of gentle, yet highly efficient Twin Rotor™ technology. Grain cracking is a thing of the past with an industry leading figure as low as 0.2%. Dynamic Feed Roll™ technology provides the most efficient on-the-go stone protection and the new serrated blades are even gentler on straw. The new Opti-Spread™ Plus technology together with the new chaff spreading system ensure even more uniform residue spreading across the full cutting width.

## Lower operating costs

The entire CR range benefits from industry leading ECOBlue™ HI-eSCR 2 technology to comply with the more stringent Stage V emission regulations and it maintains the efficiency you've come to expect of a CR combine. When combined with long, 600 hour service intervals, and the SmartTrax™ system for reduced soil compaction, more money stays in your pocket.

## Absolute driving pleasure

The Harvest Suite™ Ultra cab has been designed to deliver ultimate harvesting comfort and ergonomics. The 3.7m³ cab with 6.3m² of glass means more space and more glass add up to more comfortable and more precise harvesting. At 73dB(A) it is still the quietest cab on the market. The 30.5cm ultra-wide IntelliView™ 12 colour touchscreen monitor can be positioned on the ideal viewing arc for every operator. If you're a night time harvester, the new LED lighting package enables true, 24 hour productivity. This is all combined with a new, automotive inspired interior.

IntelliSteer® guidance with IntelliTurn™ automatic end of row turning

IntelliField™ boundary, map & guidance line data inter-vehicle sharing

Up to 27 LED work lights including new long distance LED work lights

Harvest Suite™ Ultra cab

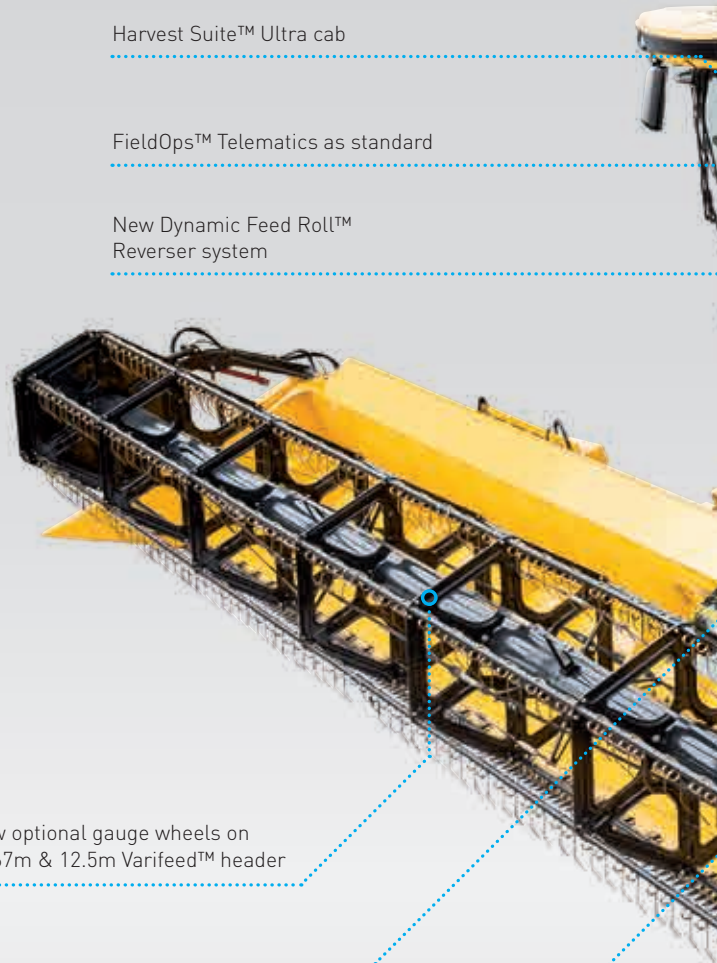
FieldOps™ Telematics as standard

New Dynamic Feed Roll™ Reverser system

New optional gauge wheels on 10.67m & 12.5m Varifeed™ header

New remote front face adjust

IntelliCruise™ II automated feeding technology









# A history of modern combining by New Holland.

**1975:** New Holland introduced the pioneering concept of Twin Rotor™ technology on the TR70 (145-168hp). The face of harvesting was changed forever.

**1979:** The second generation of Twin Rotors appeared in TR75, TR85 and TR95 formats, and their power was upped from 155-225hp.

**1984:** A bigger cab, improved visibility and S³ rotors characterised the third generation of machines. Farmers welcomed TR76, TR86 and TR96 models.

**1993:** Almost a decade later, the TR87 and TR97 fourth generation combines made their mark with more power on offer.

**1997:** Simplified controls made harnessing even more power on the fifth generation TR88 and TR98 combines more efficient and productive.

**1999:** Six generations down the line, the higher grain handling capacity and enhanced visibility were the hallmarks of the TR89 and TR99 models.

**2002:** A sleek, fresh looking seventh generation graced the world's fields. The completely new styling, longer rotors, a larger cab and the first self-levelling cleaning system on a rotary combine all combined to make the CR960 and CR980 models highly desirable. By the way, did we forget to mention they produced up to 428hp.

**2004:** The beginning of the new millennium saw production of Twin Rotor combines start in Zedelgem, Belgium, New Holland's Centre of Harvesting Excellence.

**2005:** Three decades of Twin Rotor™ success was celebrated with the introduction of the IntelliView™ II monitor for precision machine control.

**2007:** The CR Elevation series, was the eighth generation and featured a whole host of productivity boosting elements including: up to 530hp Tier 3 engines, Opti-Clean™ system and IntelliCruise™ system for consistent feed load, with smooth changes of speed for optimised performance and operator comfort.





## Built in Zedelgem

The flagship CR models are built in Zedelgem, Belgium, home to New Holland's global Centre of Harvesting Excellence. It is here, over 100 years ago, that Leon Claeys built his very first threshing machine that revolutionised the way farmers harvested. Zedelgem is synonymous with harvesting firsts, in 1952 it produced the first European self-propelled combine harvester. Today, yellow blooded engineers are committed to developing the next generation of harvesting products. The sophisticated product development process and the extensive knowledge of a dedicated workforce of a World Class Manufacturing facility ensure the CR range, together with all flagship harvesting products, the CX conventional combines, BigBaler large square balers and FR forage harvester, continue to set the benchmark in harvesting.

- 2008:** The CR9090 becomes officially the world's highest capacity combine. It smashed the harvesting record: officially harvesting 551 tonnes of wheat in eight hours.
- 2010:** The CR range celebrates its 35th anniversary. Production of the CR9060 for Latin America starts in Brazil.
- 2011:** The ninth generation of Twin Rotor combines is launched, featuring Tier 4A compliant ECOBlue™ SCR engines, improved capacity, as well as best-in-class grain and straw quality.
- 2012:** The CR range wins the prestigious 'Machine of the Year' award thanks to its unsurpassed harvesting performance and industry-leading grain quality.
- 2013:** The introduction of the Dynamic Feed Roll™ has further improved in-field performance and grain quality.
- 2014:** The CR10.90 smashes the record for the most wheat harvested in eight hours. During the record it harvested 797.656 tonnes of wheat in eight hours in real world conditions.
- 2015:** The 10th generation CR range celebrates 40 years of harvesting excellence with the introduction of the benchmark Harvest Suite™ Ultra cab.
- 2018:** Introduction of the CR Revelation with increased capacity and even more efficient residue management.
- 2019:** New entry level CR7.80 model introduced and new award-winning IntelliSense™ automation system released for all CR models.
- 2020:** The renowned CR marks 45 years of harvesting excellence.
- 2021:** The 60,000th Twin Rotor combine is produced at the Zedelgem plant.
- 2022:** Introduction of the NutriSense™ sensor on the CR range.
- 2023:** The CR range come with a new styling integrating new decals on the side shield. Moreover, a new range of seats has been developed with 3 levels of comfort.

2004



2007



2010



2013



2014



2019



2023



## Leading from the front.

New Holland knows that the harvesting process starts with the crop. How it enters the machine will determine the quality of the harvest, therefore, a vast range of grain headers to suit every type of crop and farm have been developed and built in-house to suit your needs. Headers are available in widths ranging from 4.88 - 12.5 metres and in a wide range of configurations that can be tailored to match your requirements. The new front face adjust technology enables you to remotely set the position of the front face plate to ensure the header operates at the perfect angle. Available for Varifeed™ headers from 7.62m – 12.5m, the new range of four-wheel-steer New Holland header trailers offer security, stability and ultimate manoeuvrability at speeds up to 40kph.

Grain headers		CR7.80	CR7.90	CR8.80	CR8.90	CR9.90	CR10.90
High Capacity grain header cutting width	(m)	5.18 - 9.15	5.18 - 9.15	6.10 - 9.15	6.10 - 9.15	6.10 - 9.15	6.10 - 9.15
Varifeed™ grain header cutting width	(m)	4.88 - 9.15	4.88 - 10.67	6.10 - 10.67	6.70 - 12.50	6.70 - 12.50	6.70 - 12.50
Superflex headers cutting width	(m)	6.10 - 9.15	6.10 - 10.67	6.10 - 10.67	7.62 - 10.67	9.15 - 10.67	9.15 - 10.67



### Varifeed™ grain headers: adapt to all types of crop

- Varifeed™ headers features a new, centrally split auger design for maximised header capacity and reduced power consumption on 12.5m models
- The range guarantees optimum harvesting quality and a uniform cut in fields of different crop heights
- Knives can be adjusted by a full 575mm in their fore-aft position
- 660mm diameter auger with deep flights provides fast, smooth feeding
- Full-width retracting fingers between each auger flight move crop down and under the auger





## Header trailers

Available for Varifeed™ headers from 7.62m – 12.5m, the new range of four wheel-steer New Holland header trailers offer security, stability and ultimate manoeuvrability at speeds up to 40kph. Self-aligning locating brackets and a secure and reliable locking-pin system ensure minimum downtime when detaching the header. A large lockable storage box and on board spare wheel are optional on trailers up to 9.15m and standard above to complete the package.



## Flexibility for guaranteed harvesting efficiency

- The Superflex header is the default choice for undulating terrain
- The knife bed can flex a full 110mm in uneven fields to ensure a close cut and uniform stubble height
- The full-floating auger with deep flights provides fast, smooth feeding in the heaviest crops
- Precise feeding and processing are a given with 1150 cuts per minute and in-cab hydraulic fore and aft reel adjustment
- A pre-set ratio can be maintained between reel speed and ground speed, so that when ground speed changes consistent feeding is guaranteed



## Fully integrated rape knives

- The new optional 36 teeth side knives has been redesigned with a low mounting point. The new, lighter design makes them easier to connect to the Varifeed™ header for even more user friendly operation
- The improved hydraulic hose routing helps minimise crop obstructions during harvesting
- Controlled by a switch on the right hand console, they guarantee more efficient rape harvesting
- When not required, they can be stored on a dedicated storage bracket on the header



## Automatic Header Height Control

The advanced Automatic Header Height Control system is available in three operational modes:

- Compensation Mode uses a pre-established ground contact pressure that is hydraulically maintained to ensure efficient harvesting of laying or low growing crops such as peas and beans
- Automatic Stubble Height Control maintains a pre-set stubble height by using sensors located on the elevator together with the hydraulic header control cylinders
- The updated Autofloat™ system uses a combination of new hydraulic valves and software algorithms to achieve the best possible terrain contouring. This system automatically adjusts the header's position hydraulically to maintain uniform stubble height and to prevent the header digging into the ground
- For improved ground following characteristics on 10.67m and 12.5m Varifeed™ headers, optional gauge wheels can be specified



# Get ready for more.

Complementing New Holland's wide offering of combine headers its strategic partner MacDon completes the full line offering with its world leading FD2 combine draper headers. The FD2 FlexDraper® is the evolution of the ground following innovation MacDon first brought to market almost 20 years ago. MacDon has continued to listen to and work with you, the farmer, in the most challenging real-world conditions. What does that mean for you? More. More sizes, more durability, more harvesting innovations. So, in case you're not convinced yet, here are a few more reasons why the FD2 is the perfect match for the very latest New Holland combines:

## Bigger - High Volume Heads-First Feeding

The FD2's all-new frame features an ultra-deep deck with 127cm deep drapers and is now available in 7.6 to 15.2 metre configurations. The FD2 delivers up to 20%\* more capacity of smooth heads-first feeding in the tallest bushiest crops it can get its reel fingers on. The FeedMax™ Crop Feeding System further optimises performance. Along with active crop flow, patented reel movement, and new ShatterGuard reel positioning, the FD2 is ready for action.

## Faster - Cut Cleaner. Cut Faster. Cut More.

MacDon's ClearCut™ High-Speed Cutting System delivers just that; clean cutting at up to 30% faster speeds\*. Helping you get there is MacDon's improved knife drive with more power and new knife section geometry with 25% more cutting surface. A smooth close shave comes from two unique ClearCut Knife Guards; choose between Pointed Knife Guards or PlugFree™ Knife Guards that resist plugging even in the nastiest conditions.

## Flexier - A Ground Following Dream

MacDon's legendary ground-following ability continues with the FD2. MacDon's Active Float System gets coupled with up to 70%\* more flex for a harvesting experience like never before. Flex-Float Technology® gets turned up with MacDon's optional ContourMax™ Contour Wheels. These wheels allow the header to follow the field's contours, leaving a consistent stubble height while cutting from 2.5 to 45.7cm off the ground.

\* Compared to previous MacDon model



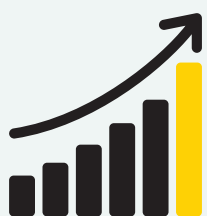
Draper header		CR7.80	CR7.90	CR8.80	CR8.90	CR9.90	CR10.90
MacDon FD2 FlexDraper® header	(m)	7.60 - 10.60	7.60 - 10.60	7.60 - 12.50	9.10 - 13.70	10.60 - 15.20	10.60 - 15.20
MacDon D2 Rigid Draper® header	(m)	7.60 - 10.60	7.60 - 10.60	7.60 - 12.50	9.10 - 13.70	10.60 - 13.70	12.20 - 13.70





### Multi-Crop Harvesting Solution

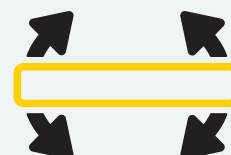
The MacDon FD2 FlexDraper® is a multi-crop harvesting machine. Switch the FD2 easily from a flex to a rigid frame header with the simple flip of a lever, giving you the versatility to move from one crop type to another. Cereals, oilseeds, beans, just about any crop in any condition; another reason why the FD2 is the ultimate performance upgrade for your combine.



**20%**  
MORE CAPACITY



**30%**  
MORE SPEED



**70%**  
MORE FLEX

# A perfect match.

New Holland has developed an upgraded maize header line-up which has been engineered by design to perfectly match the CR's operating profile. Following extensive field testing, both the rigid and flip-up versions deliver improved harvesting productivity and reliability. The new front face adjust technology enables you to remotely set the position of the front face plate to ensure the header operates at the perfect angle.



Maize header	CR7.80	CR7.90	CR8.80	CR8.90	CR9.90	CR10.90
Number of rows flip-up maize headers	6 / 8	6 / 8	6 / 8	8	8	8
Number of rows rigid maize headers	6 / 8	6 / 8 / 12	6 / 8 / 12	8 / 12 / 16	8 / 12 / 16	8 / 12 / 16



## Modern maize headers for modern maize farming

- Upgraded maize header line-up satisfies the demands to boost productivity and harvesting efficiency
- Shorter points better follow ground contours to prevent 'run-down' of crops
- The gills direct any loose kernels to the back to the header reducing waste
- The replaceable wear strips extend the headers lifespan and all points flip up on self-supporting gas struts for easy cleaning and maintenance



## Flip-up or rigid: the choice is yours

- Rigid headers are available in 6, 8, 12 and 16 row versions
- Flip-up versions are perfect for transport intensive operations
- 6 and 8 row variants fold within 3.5m





### Best-in-class stalk chopping

- Integrated stalk choppers can be fitted, perfect for minimum or zero tillage operations
- Maximum flexibility is guaranteed thanks to individual row engagement
- Widely accepted as the "best-in-class" by New Holland customers

### Stalk Stomper tyre protection

- Optional Stalk Stomper kit is available for fixed or flip-up maize headers
- Tyre & track wear is reduced when harvesting maize by flattening the stubble in front of the wheels



### Dependable operation


- All New Holland maize headers are designed for top harvesting performance in all crop conditions
- The stalk rolls have four knives for aggressive pulling down of stalks of any size
- The deck plates are electronically adjustable from the cab to adapt to changing stalk and cob size
- Optional rotary dividers further enhance crop intake in laid maize crops

# Enhanced protection for improved efficiency.

The CR's feeding system has been significantly upgraded to enhance its operation. The feeder now features four chains with connecting slats on the CR8.90, CR9.90 and CR10.90 models for improved crop flow and even smoother feeding into the Twin Rotors. The CR range can be fitted with a new and enhanced header lift capacity. The standard Deep Cut Dynamic Feed Roll™ system, now equipped with a new cab-activated reversing function, which ensures smooth crop flow into the threshing mechanism, together with full stone protection.

## Optional variable header and feeder technology

- Choose between the fixed and variable speed header and feeder drive combination
- The variable option is ideal when harvesting maize
- The operator can adjust the picking and feeding speed, depending on crop yield and conditions, to optimise feeding



## Deep Cut Dynamic Feed Roll™ system

- The Deep Cut Dynamic Feed Roll™ system delivers even smoother feeding, smoothing out peaks in flow and maintains stone detection effectiveness in extremely stony conditions
- Stones are automatically directed by a 45cm diameter closed beater into a dedicated stone trap located between the feeder and rotors
- The non-stop harvesting increases capacity by up to 10% when operating on the stoniest ground
- The new optional reverser function enables operators to clear blockages by reversing the Dynamic Feed Roll system from the cab
- The system now features a deep cut design with serrated blades so that it is even gentler on the crop to deliver higher quality straw
- The stone trap is easily emptied during routine daily checks





### Making blockages a thing of the past

- Header blockages are instantly cleared by the hydraulic reversing system
- The entire header and elevator can be 'rocked' backwards and forwards to effectively unblock the machine



### Dynamic Feed Roll™ Reverser

The new Dynamic Feed Roll™ Reverser system immediately alerts the operator in the cab upon detecting a blockage in the Dynamic Feed Roll. By using the dedicated screen on the IntelliView display, a manual mode or repeated reverser cycles will be employed until the blockage is cleared. This speeds up blockage removal with a resultant productivity increase.



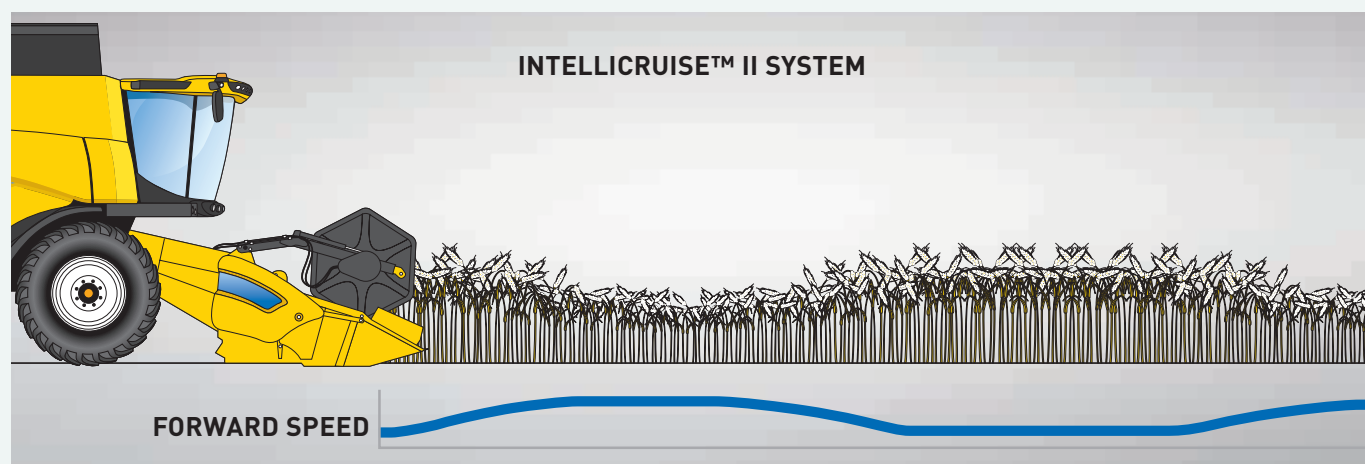






# Intelligent Operation.

Productive harvesting is a skilled activity which can take many seasons to learn. New Holland has developed technologies which assist operators in assuring efficient and productive harvesting when working in fields with variable yields. New faster responding IntelliCruise™ II technology installed as standard uses a range of sensors to automatically optimise the CR's performance.



## Tailored cruising modes

Operators can select from three different driving strategies for the new IntelliCruise™ II feature:

**Maximum capacity.** When working against tight weather windows, or when optimising contracting performance, the maximum capacity setting can be selected. This ensures that the combine's ground speed is set to make full use of the engine potential, causing it to run at maximum load.

**Fixed throughput.** To maintain uniform combine performance, the fixed throughput setting has been developed. This mode varies the groundspeed to maintain a set flow rate.

**Limited loss.** Every grain counts. For operations which prize minimal losses, a specific setting has been engineered, so as to control groundspeed to ensure losses do not exceed a pre-determined limit.



# World-class grain quality.

New Holland invented the Twin Rotor™ concept over 45 years ago, and has been refining and evolving this technology for four decades to offer farmers ever increasing capacity and improved grain and straw quality. New Holland also knows that no two farms are alike, so two different types and sizes of rotor have been developed to suit farmers' individual needs. The 17" standard rotors now feature 20mm higher crop covers for improved threshing efficiency, and are fitted to the CR7.90 - CR8.80 models, and the heavy duty, high capacity 22" design are fitted to the CR8.90, CR9.90 and CR10.90 models. A bespoke machine for top drawer quality and performance.

## Twin Pitch rotors

- Standard Twin Pitch rotors feature 44 elements and deliver a performance increase in many cropping conditions
- They can offer up to a 10% increase in capacity in damp conditions
- You can also manually adjust the rotor vanes to ensure pitch perfect performance
- Twin Pitch Plus rotors are standard on all 22" rotor machines: the CR8.90, CR9.90 and CR10.90. They feature 75mm rasp bars for enhanced threshing performance
- Two different kits are available which enable operators to select, or even convert between, rice and small grain configurations

## Productivity enhancing Deep Cut Dynamic Feed Roll™

The addition of the optional Deep Cut Dynamic Feed Roll™, which is located in front of the rotors, simultaneously speeds up the crop, for smoother, streamlined feeding, and automatically directs stones into a dedicated trap. The additional serrated roll, available on all models, improves feeder performance by up to 10% on 22" rotor machines and by up to 15% on 17" rotor variants.





### Dynamic Flow Control™ rotor vanes

The rotor vanes can be remotely adjusted so that optimal crop threshing efficiency is maintained, even when crop conditions change. This enables overall capacity increases of up to 20%.

### Straw processing

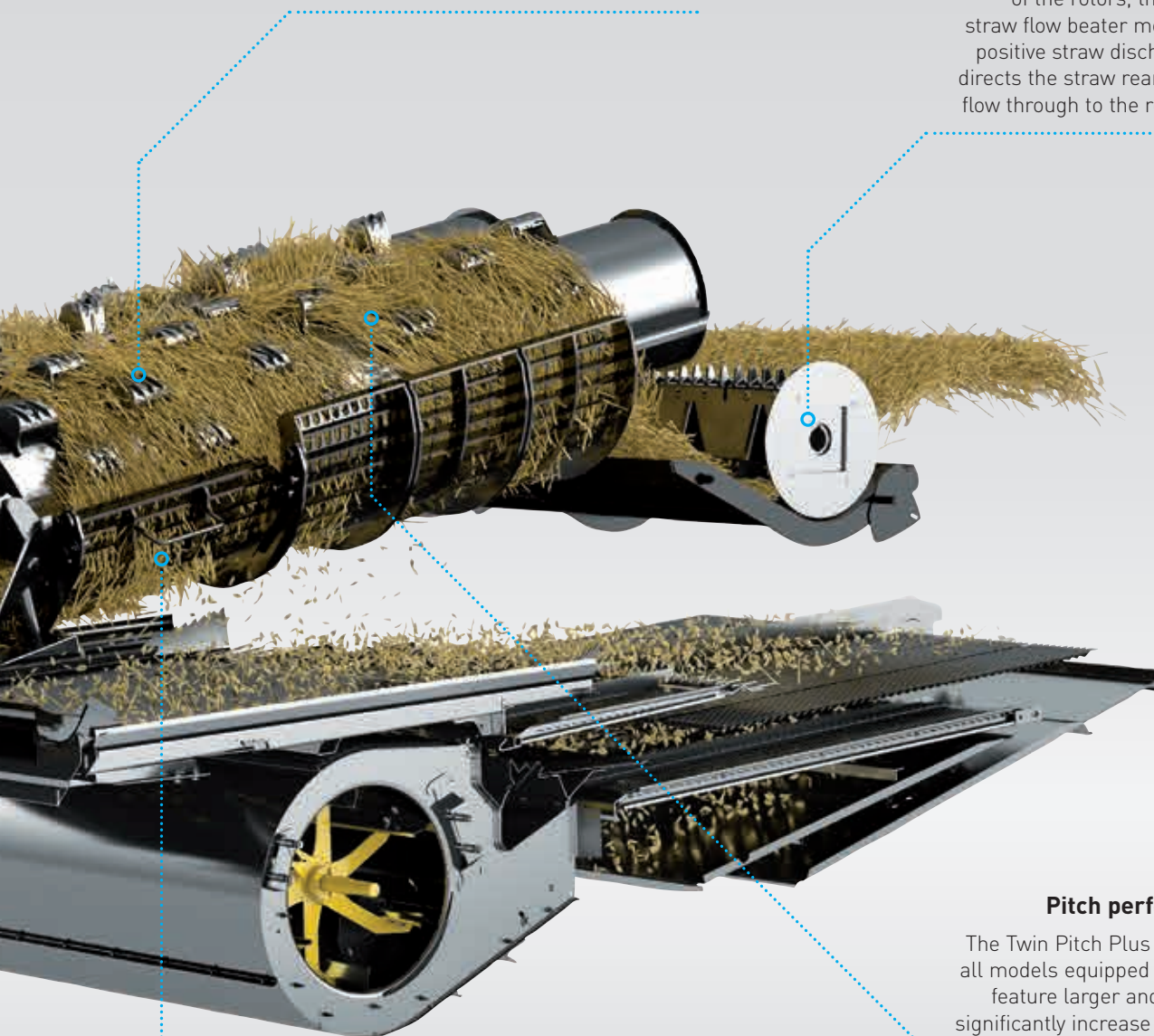
Once the straw has reached the end of the rotors, the 400mm diameter straw flow beater moves straw onto the positive straw discharge belt. This belt directs the straw rearwards, for efficient flow through to the rear of the combine.

### Pitch perfect performance

The Twin Pitch Plus rotors, available on all models equipped with the 22" rotors, feature larger and taller rasp bars to significantly increase the threshing area.

### Concave reset

In the event of concave overload, the optional concave reset function can be remotely activated from the comfort of the cab. Meaning one person can do the job, on their own in a matter of minutes. Saving valuable harvesting time.



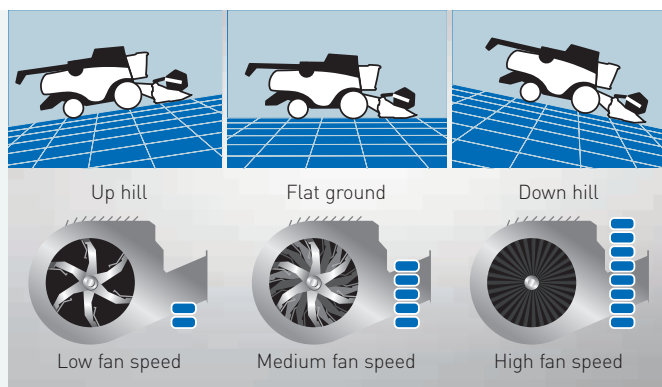
## The cleanest grain sample.

---

Best-in-class grain quality. The Industry's cleanest grain sample. It must be the CR. In comparative tests carried out to evaluate the grain sample of different harvesting concepts, Twin Rotor™ technology beat the competition hands down. The result: a minuscule 0.2% broken grain, thanks to the unique Twin Rotor™ concept which ensures in-line crop flow for the gentlest grain handling. Grain quality is further enhanced by award winning features including the Opti-Clean™ and Opti-Fan™ systems.







### Gravity defying Opti-Fan™ technology

- Opti-Fan™ system compensates for the gravitational effects on crop material
- Select the desired fan speed on flat ground and the system automatically adjusts it when going up or downhill to maintain cleaning performance.
- When travelling on upward slopes the fan slows down to prevent sieve losses
- When tackling downhill gradients fan speed increases to prevent thick material build ups on the sieves




### Neutralise side slopes of up to 17%

- The self-levelling cleaning shoe automatically optimises the angle by up to 17% to neutralise the effects of side slopes, and also prevents grain banking during headland turns, to assist in uniform crop distribution and unsurpassed cleaning performance



### Adjust your sieves from your seat

- In changing crop conditions you can remotely adjust both the main sieves, and now the pre-sieves, from the cab
- Simply open the sieve in heavier crops to allow greater wind flow or reduce the sieve opening in lighter crops, to prevent losses and improve harvesting efficiency



### The cleanest grain for the highest rewards

- With a total area under wind-control of 6.48m<sup>2</sup> on the CR8.90, CR9.90 and CR10.90 models, and of 5.42m<sup>2</sup> on the CR7.80, CR7.90 and CR8.80 models, the cleaning shoe efficiently handles the largest grain volumes
- Opti-Clean™ system optimises the stroke and throwing angles in the cleaning system
- The grain pan, pre and top sieves operate independently to optimise the cascade for greater capacity, and the longer sieve stroke and steep throwing angle keep more material airborne, for higher cleaning efficiency
- The opposing motion of the grain pan and bottom sieve to the pre-sieve and the top sieve reduces overall machine vibrations and increases operator comfort

### Precision airflow

- The CR range's unique paddle fan design generates the largest volume of air at a constant pressure, which is far superior to competitor alternatives
- The fan has two dedicated openings to direct a powerful stream of air to both the pre and top sieves for guaranteed cleaning performance



### The CR remembers your crops

- To reduce set-up time when switching between crops or when working in varying crop conditions, the CR features Automatic Crop Setting (ACS), with fifty crop-specific settings
- The operator either selects from pre-installed settings, or simply programmes harvest parameters for each crop, including, rotor speed and concave setting, sieve opening and cleaning fan speed, and recalls these on the IntelliView™ 12 monitor when required



## Harvesting automation.

---

Automation has a growing role to play in productive modern harvesting. New Holland's IntelliSense™ system equips the CR range of combines with an industry-leading proactive system that enables the combine to react every 20 seconds selecting the best action out of 280 million possibilities. In order to achieve this, ground-breaking technology has been employed: a first ever cleaning shoe load sensor has been developed, and when coupled with the next generation Grain Cam™ and electrically adjustable rotor vanes, the system can make pre-emptive adjustments before overload or losses are on the horizon. The IntelliSense™ system has been developed to be use in a large variety of crops: wheat, rape seed, maize, barley, soybean, rice, milo and oats.





### Four combining modes

Operators can select four driving strategies from the intuitive interface to meet their specific requirements.

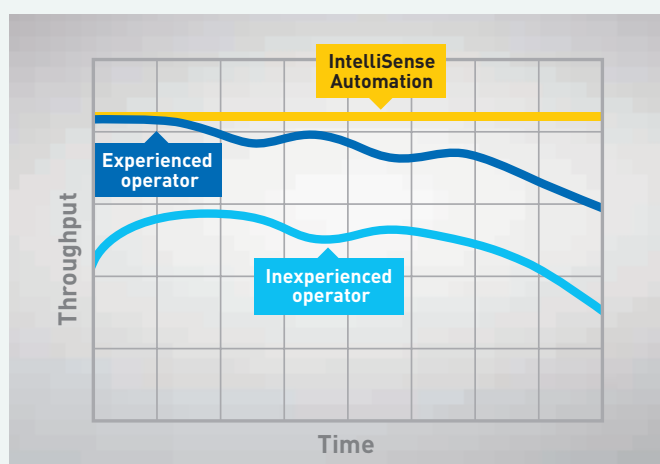
- Limited loss, making every grain count
- Best grain quality, when only the best will do
- Maximum capacity, when you need to get the job done fast
- Fixed throughput, when uniformity is the name of the game

These operating modes can be further refined to meet specific harvesting conditions. Furthermore, once the system has been activated it will remain on and continue to learn throughout the season.



### Day-long outstanding performance

Testing has shown that throughout the course of a long harvesting day, IntelliSense™ technology delivers superior performance, even when compared to the most experienced harvesting operators. The system checks every 20 seconds and will select the best course of action out of 280 million possibilities. Sit back, relax, and let the new CR with IntelliSense™ technology maximise your harvest.




### Flexibility across different crops

IntelliSense has been configured to work with the following crops: wheat, rape seed, maize, barley soybeans and new for this season, rice. Additional crop types are under development.



### Industry-leading technologies

The IntelliSense™ system makes use of a range of patented New Holland technologies as well as existing features to deliver harvesting productivity. These include the award winning Grain Cam™ system, which takes real time images of the crop and analyses this to produce a reading detailing grain quality, including the percentage of cracked grain and material other than grain (MOG). The award-winning cleaning shoe load sensors which can accurately report the volume of material on the sieves. Finally, the system automatically adjust the rotor vanes on 22" models for enhanced separation.



# High volume grain management.

The CR grain tank has been increased to perfectly match its high capacity. The length of the unloading auger has also been enlarged to match the performance of the new generation of CR combines and modern day headers, and, with high accuracy IntelliSteer® autoguidance, is now compatible with Controlled Traffic Farming. Quite simply, New Holland has left no stone unturned in the quest to improve the CR range's output and your productivity.

## Controlled Traffic Farming

CR9.90 and CR10.90 models are now compatible with 12 metre controlled traffic farming. This results in fewer infield passes and enables operations to carefully manage field traffic.


Grain tank		CR7.80	CR7.90	CR8.80	CR8.90	CR9.90	CR10.90
Folding covers capacity standard / optional	(l)	10500	11500	12500	12500	12500 / 14500	14500





### Keep an eye on your grain

- New Holland has designed a 910 x 550mm viewing window in the cab.
- You can also keep an eye on the grain tank fill level, which is displayed on the IntelliView™ 12 monitor
- A grain flap, accessible from the operator's platform, allows manual sampling



### High performance grain tank

- The 14,500 litre grain tank on the CR9.90 and CR10.90 can hold 16% more grain than its predecessor
- On 14,500 litre grain tank models, for smoother operation and to prevent grain spillage the unloading tube and cross augers now have split drives so the operator can fully empty the unloading auger at the end of each unloading cycle
- The grain tank covers fan out to enable even more grain into the tank between unloading
- The tank covers can be hydraulically closed from the cab
- Further benefits include reduced grain losses when working on steep inclines and grain is also protected during overnight storage
- The bubble-up auger evenly distributes grain in the tank



### Longer, stronger and more accurate

- The extra-long unloading tube has been completely redesigned for perfect compatibility with today's largest headers
- The optional, folding auger can be unfolded and refolded from the cab
- It also reduces overall length to facilitate road transport
- The pivoting spout, controlled via the CommandGrip™ multifunction handle, enables operators to precisely direct the crop for uniform trailer filling
- Unloading speed has increased by 13%, which means the largest 14,500 litre grain tank can still be emptied in under 2 minutes thanks to a 159 litre/second unloading speed



### Robust option for abrasive crops

- For prolonged operation in abrasive crops such as rice, the CR can be specified with the 'abrasive option'
- The grain elevator, bubble-up auger and unloading auger are manufactured using heavy-duty materials to withstand prolonged operation





## Outstanding spreading.

The CR features a completely redesigned residue management system. In order to ensure uniform spreading of residue across the entire working width, the Opti-Spread™ Plus system has been completely reconceived and upgraded, with spreading across a width of up to 13.7 metres. The heavy duty chaff spreading system has been further enhanced to ensure that chaff is evenly distributed for agronomic excellence.

### **Opti-Spread™ system: spreading wide. Always.**

- No matter which header you fit, residue will be uniformly spread across the entire working width.
- The optional Opti-Spread™ Plus straw spreader mounted behind the straw chopper easily meets any spreading width requirement
- This system has been further enhanced with the addition of Dual-Chop™ technology
- All residue passes through a rake containing razor sharp blades to ensure a superfine chop of all material
- This is perfect for minimum or no tillage operations that employ shallow cultivation techniques
- The Opti-Spread™ Plus system is controlled from the cab, and the two powerful discs can be adjusted to counteract any wind or side-slope impact

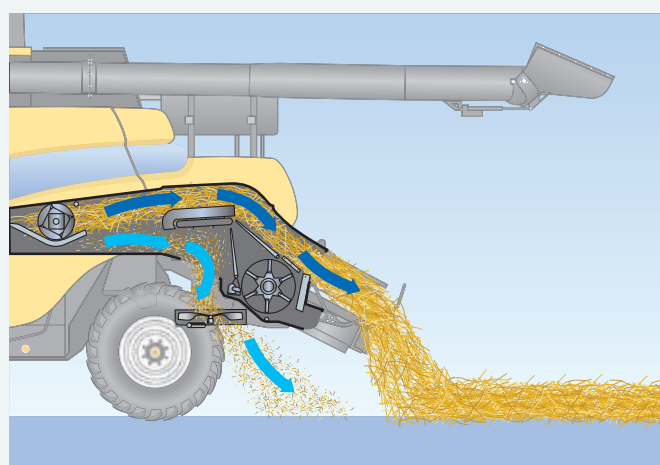
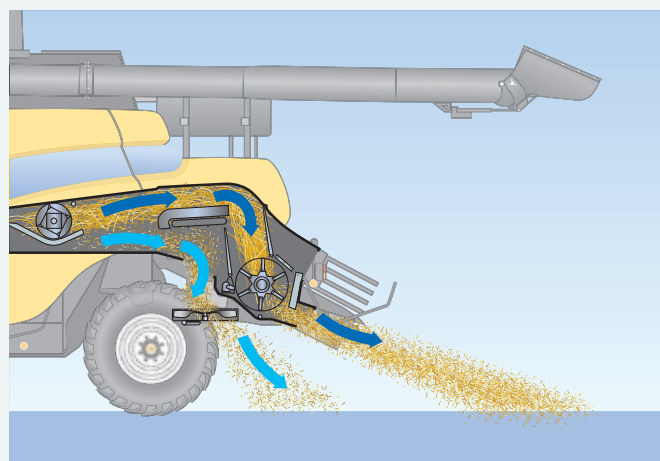






### Chopping fine, spreading wide. New Holland straw choppers.

- The New Holland in-house range of straw choppers have been developed to perfectly match the CR's performance
- Choose between four and six chopper configurations with wind blades installed at the outer edges of the rotors for high spreading capacity
- The high speed chopper, 3115rpm on CR7.80 to CR7.90 models and 4000rpm on CR8.80 models and above, ensures fine chopping and wide spreading



### Perfect bales


- Twin Rotor™ technology offers perfect in-line crop flow, and eliminates the need for aggressive changes in speed and direction
- The straw structure is maintained and breakages are minimal, perfect for baling
- Straw flow is maintained as the straw flow beater moves the straw onto the positive straw discharge belt
- The new patented twin-disc chaff spreader can spread the chaff across the entire width of the header. The speed of the chaff spreader can be controlled from the cab in response to crop or weather conditions

# Powerful. Respect. For you. For your farm. For the future.

Through the Clean Energy Leader® strategy, all models in the CR series benefit from ECOBlue™ HI-eSCR 2 technology for Stage V compliance. The proven ECOBlue™ technology uses AdBlue to transform the harmful nitrogen oxides contained in the exhaust gas into harmless water and nitrogen. This after-treatment system is separate from the engine which means the engine only breathes clean, fresh air. What does this mean? Clean running power units that offer improved performance and enhanced fuel economy.



*Sustainable Efficient Technology*



**ECOBue** **HI-eSCR2**

Models	CR7.80	CR7.90	CR8.80	CR8.90	CR9.90	CR10.90
Engine*	FPT Cursor 9	FPT Cursor 9	FPT Cursor 11	FPT Cursor 13	FPT Cursor 13	FPT Cursor 16
Compliant with engine emissions regulations	Stage V	Stage V	Stage V	Stage V	Stage V	Stage V
Capacity [cm³]	8700	8700	11100	12900	12900	15927
ECOBue™ system [Selective Catalytic Reduction]	HI-eSCR 2	HI-eSCR 2	HI-eSCR 2	HI-eSCR 2	HI-eSCR 2	HI-eSCR 2
Injection system	Common Rail	Common Rail	Common Rail	Common Rail	Common Rail	Common Rail
Gross engine power [kW/hp(CVI)]	275/374	308/419	345/469	365/496	400/544	470/639**
Maximum engine power [kW/hp(CVI)]	305/415	338/460	380/517	400/544	441/600	515/700**
Approved biodiesel blend***	B7	B7	B7	B7	B7	B7

\* Developed by FPT Industrial

\*\* Extra power is available when unloading and chopping

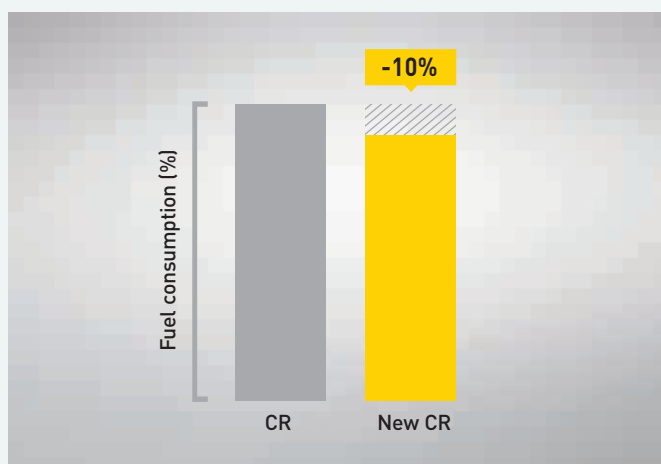
\*\*\* Biodiesel blend must fully comply with the latest fuel specification EN14214:2009 and operation is in accordance with operator manual guidelines





### Crop specific power curves

The CR8.90 and CR9.90 now feature two different pre-set power curves. One for small grains and one for large grains. The selection of the power curves happens automatically when the operator changes crop settings. The crop specific power curves maximise capacity throughout the day, and in large grains can reduce fuel consumption by up to 5%.



### More money in your pocket

- The CR range has been engineered to lower your operating costs
- Combines fitted with ECOBlue™ HI-eSCR 2 technology maintain the lower fuel consumption of the previous CR range
- During road transport, the engine runs at a mere 1400rpm, further minimising fuel consumption
- ECOBlue™ HI-eSCR 2 technology is compatible with 7% Biodiesel blends that comply with EN14214:2009 fuel specifications and when combined with industry-leading 600 hour service intervals the cost saving are phenomenal



### More powerful CR

The majority of models in the CR range are now even more powerful. The CR7.80 has been uprated by 14hp, the CR7.90 develops 11hp more, CR8.90's power improves by 27hp, CR9.90 benefits from an additional 29hp. The popular CR8.80 maintains its 517hp rating and the flagship CR10.90 maintains its range topping 700hp output.







# Simple efficiency boosting drivelines.

The Twin Rotor™ concept on the CR combines uses a straightforward driveline lay-out. By using fewer belts, more power is available for threshing, separation, cleaning and other functions. Furthermore these simple drivelines mean lower servicing requirements and reduced maintenance time.


## Increased transport productivity and safety

- The two-speed hydrostatic transmission has been designed to increase harvesting productivity and simplify operation
- This new system delivers increased traction, ideal when working in undulating and greasy fields
- During road and field operations, gears no longer need to be changed
- First gear 'Field' gear, provides a smooth, responsive speed of 0 - 17kph
- Second gear 'Transport' gear, provides a seamless speed of 0 - 30kph
- Additional system benefits include multi-disc wet brakes for enhanced performance and durability



## Power saving drivelines

- The introduction of a two-speed hydrostatic transmission has eliminated the need for in-field gear shifting
- Maximum speed is now achieved with lower engine rpm, resulting in lower fuel consumption
- Positorque variators are continued on the CR range, and offer simple efficient technology that means more power for harvesting



## Super tight turning

- The CR's short wheelbase design gives it a turning circle of a mere 12.5 metres depending on tyre size
- The new, taller 710/60R30 steering tyres reduce compaction and improve traction
- Optional four wheel drive variant now features two speeds



# SmartTrax.

## Reduced compaction. Superior comfort.

The all-new SmartTrax™ system has been engineered by design to offer 57% reduced ground pressure thanks to its triangular structure for improved traction and reduced compaction. The SmartTrax™ is now available on the CR models from the CR7.90 to the CR10.90.

### SmartTrax™ with Flex technology: terrain following excellence

- The entry-level tracks feature the same design as the advanced SmartTrax™ with Terraglide™ suspension technology
- The Flex technology features two pairs of jointed rollers which can pivot and rotate both laterally and vertically to perfectly follow the ground contours
- Ideal when working on uneven terrain, outstanding traction is guaranteed
- This technology enables a top transport speed of 30kph

### SmartTrax™ with Terraglide™ suspension: your comfort partner


- SmartTrax™ rubber tracks with Terraglide™ suspension bring New Holland's acclaimed suspension technology to tracks
- They are available in 24" and 28.5" widths
- This enables a top transport speed of 40kph (where permitted)
- The new 24" Heavy Duty is ideal for prolonged transport speeds

SmartTrax feature an automatic continuous heavy duty tensioning system which ensures that the correct track tension is always maintained. Moreover, the tensioning system is completely separate from the drive wheel, for ultimate simplicity and reliability.

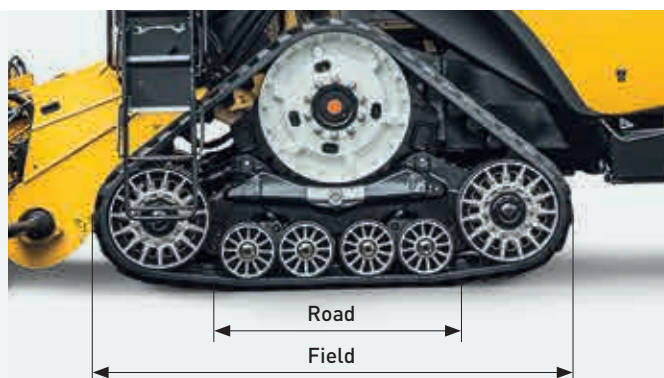
The positive lugs on the inner side of the tracks maintain physical contact with the drive wheel for the ultimate in efficient power transmission.



- Two pairs of oscillating, hydraulically suspended rollers work together to produce a smooth ride and improved transport safety
- Longer track length for a larger overall footprint for reduced field compaction



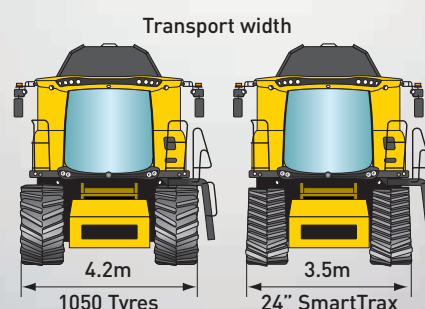
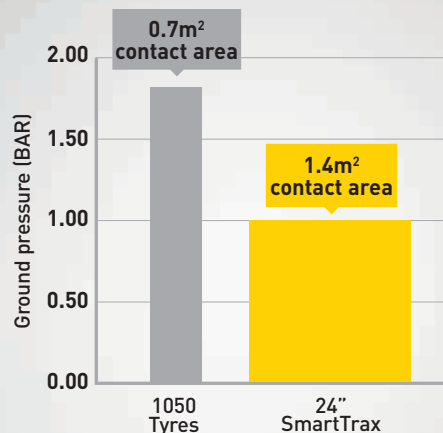




### Market Leading Contact Area

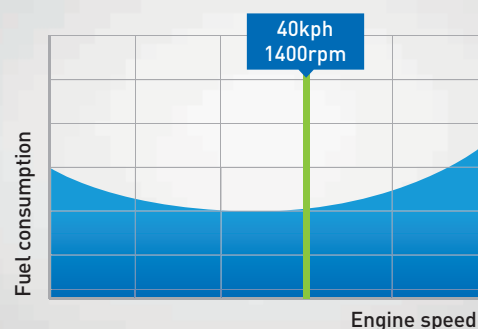
Our SmartTrax system cleverly reduces friction and therefore track wear on the road by only engaging four small rollers when travelling between fields. In the field however, the two larger rollers come into play to reduce ground compaction by increasing surface contact area to a market leading level.

The SmartTrax triangular design, together with the rubber cleats on the outer belt, ensure a positive contact with the soil and unsurpassed traction when working on the steepest slopes or in the wettest or dustiest conditions.



### A track to suit your needs

- SmartTrax are available in two widths: standard 24" and for those working in demanding conditions, a 28.5" option is available
- SmartTrax offer your operation numerous benefits including enhanced stability, 100% increase in contact area when compared to tyres, all while maintaining manoeuvrability within the 3.5 metre transport width

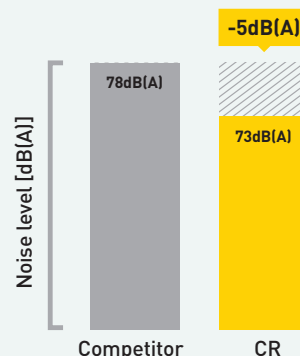


### Saving time. Saving fuel.

- With a top transport speed of 40kph where permitted at a mere 1400 engine rpm, the new CR range, when fitted with SmartTrax™ with Terraglide™ suspension, is the obvious choice for operations looking to reduce downtime and fuel costs (where legislation allows)
- Fuel economy is further enhanced by the super low rolling resistance, which offers significant savings over competitor solutions

## A new benchmark for harvesting comfort.

The CR range of combines offers you a home away from home during long harvesting days. The Harvest Suite™ Ultra cab is completely new from the floor up and is the fruit of extensive customer consultation. The cab volume has increased to 3.7m³ and boasts 6.3m² of glass, 7% more than previous models. You can enjoy all that space in the peace and quiet of the near silent 73dB(A) cab. The new automotive inspired interior, features an ultramodern dark grey colour scheme, which has been extended to the seat, headliner and armrest.








### A place for everything

- A large compartment behind the operator is perfect for stowing away essential documentation
- The ergonomic armrest features a large bottle holder for operator convenience



### Stay refreshed on the hottest days

- The large portable fridge under the instructor seat can be easily removed for replenishment
- Air conditioning comes as standard, or upgrade to the optional Automatic Climate Control system which automatically adjusts fan speed to guarantee accurate temperature control



### 360° panoramic view

- The Harvest Suite™ Ultra cab's wide curved window offers a perfect view
- The floor slopes down into the front windscreen so that you have a clear view of the edge of the header
- Standard electric mirrors present a wide viewing arc to the sides and rear
- Up to three optional viewing cameras or six with dual display can be managed through the IntelliView™ 12 monitor, and one has been prewired for reversing

# Effortlessly maximising performance.

Intelligent and intuitive automation saves times and enhances harvesting performance. The CommandGrip™ multifunction handle can control all key machine and header parameters, including header height, reel position and unloading engagement. The right hand console contains less frequently used functions, which are laid out in an ergonomic and logical manner. Machine functions can be analysed at a glance courtesy of the colour IntelliView™ 12 monitor.



Shift button and ground speed unlock (behind).



Force based movement enables the operator to change speed and direction.



## Wide-screen harvesting

- Ultra-wide 30.5cm IntelliView™ 12 colour touchscreen monitor is fixed on rollers which can move along an ideal viewing arc
- A second screen can be installed on request and is perfect for IntelliSteer® auto guidance tasks and mapping follow up



2 USB charging ports are available.



# Please, take a seat.

New Holland brings to you the best-in class seat offering, with three different models providing you with a comprehensive choice. All seats benefit from improved cushioning. These firmer, more durable seat cushions provide outstanding comfort whatever the terrain. A standard, full-sized upholstered instructor seat folds down to provide a work surface when not in use. In agreement with the new styling of the machine, the seats adopt a new black colour in match with the instructor seat, with the stitching yellow New Holland logo.



## Air suspended full leather seat

- The top of the range leather trimmed seat features all the above and extended vertical travel and automatic weight adjustment absorbs the most severe bumps to offer the ultimate in operator comfort and style. The comfort has been optimised thanks to the new two stage of heating and ventilation which offers more than 40% of increased ventilation



## Air suspended seat

- The standard wide cloth trimmed seat provides exceptional features like the adjustable headrest, and ensures all operators will stay comfortable throughout the day

## Air suspended seat Deluxe

- The optional cut and sewn seat cloth trimmed seat with two heating level and active ventilation features fore/aft movement for even more comfort



# The most powerful combine lighting package.

The CR lighting package has raised the lighting bar, and can deliver up to a total of 48,000 lumens. The spread of light has been engineered for maximum visibility of the entire header and the field ahead. You can also get off of your combine in complete safety courtesy of the entrance light, which remains on for 30 seconds after you've switched the combine off.



- The CR lighting package offers up to 27 LED work lights
- A powerful all new LED 'row finder' light is positioned in the centre of the cab roof, to enable operators to pinpoint each individual row when harvesting late into the night
- Rear lamps enable operators to monitor residue and two lamps located on the side panel illuminate the rear axle to prevent crushing standing crop and to assist when manoeuvring
- You have the choice between Halogen and LED working lights and an additional long distance LED lighting package is available
- The new long distance LED lights offer incredible range and a wide beam of light to provide excellent visibility when operating at night

# New Holland guidance systems to match your needs.

---

A full range of guidance solutions are available from New Holland and include manual, assisted guidance and fully integrated guidance. You can even specify your CR with fully integrated IntelliSteer® auto guidance direct from the factory to start saving money from your first run. Fully compatible with the most accurate RTK correction signals, IntelliSteer can guarantee pass-to-pass and year-to-year accuracy as low as 1 - 2cm.

## Levels of accuracy and repeatability

New Holland offer multiple levels of accuracy. This enables you to select the right IntelliSteer® system to match your needs and budget. When using RTK correction with IntelliSteer you can enjoy guaranteed year on year repeatability.







### IntelliTurn™ intelligent end of row turn system and data sharing IntelliField™ system

The IntelliTurn™, intelligent end of row turning system, enables fully automated end of row turning for combines equipped with IntelliSteer® autoguidance. The system automatically plots the most efficient end of row turn, to minimise 'out of work' time. Up to two combines can harvest in convoy while using the IntelliTurn feature. The Land Mode ensures that the unloading auger is always over harvested crop and available for unloading regardless of how the field is harvested. The new IntelliField™ technology allows you to share boundary, map & guidance line data between combines operating in the same field to maximise fleet harvesting efficiency and enables the auto cut width feature.



### Maize guidance

- Maize headers can be specified with automatic row guidance to keep the combine perfectly on course
- A new single sensor solution which uses a wishbone style assembly with two independent feeler arms ensures accurate crop positioning feedback is provided to facilitate perpendicular crop entry. The feeler arms are coloured white, to assist when working in low visibility
- The system operates with the IntelliView™ display and the integrated IntelliSteer® autoguidance system, which can distinguish between cut and uncut rows, to facilitate night-time harvesting and advanced harvesting activities such as skip row functionality



### IntelliView™ - visible intelligence

- The ultra-widescreen 30.5cm IntelliView™ 12 colour touchscreen monitor can be used to manage the optional IntelliSteer® autoguidance system
- The IntelliView™ monitors enable fingertip programming of a variety of guidance paths, from straight A-B runs to the most complex adaptive curves
- Settings can be personalised easily and agronomic data on the display can be transferred automatically to the FieldOps™ portal

# Telematics, integrated yield, moisture and nutrient sensing.

FieldOps™ enables you to connect to your CR from the comfort of your office through the utilisation of the mobile network. You can stay in touch with your machines at all times, and you can even send and receive real-time information that saves time and enhances productivity. The FieldOps™ package offers full machine monitoring and control. In short, FieldOps™ will help you to reduce your fuel bills and improve fleet management and security in one simple package.

## MyNew Holland™ digital farming

The MyNew Holland™ portal and app enable you to register and manage your equipment, access dedicated documents, training and services, and on-hand support, including Uptime Support, in one place. With MyNew Holland™ you can access the FieldOps™ Telematics portal for real-time fleet and machine visibility, analyse agronomic data through file sharing, together with productivity boosting services.

## Real time data recording and sharing

The Farm tab on the FieldOps™ portal is where you can analyse all field data. This information is recorded in real time by your combine during harvesting and over the air transfer to FieldOps™ through telematics.

## MYNEWHOLLAND

-----  
Customer Data

-----  
Dealer Data

-----  
3rd party (customer granted access)

-----  
Cross platform Data sharing

Agronomist




Agronomic  
Data Exchange  
Other 40 Partners



Farm Manager





### Real time moisture sensing

- New Holland's moisture sensor measures grain moisture in real time
- Samples are taken every 30 seconds and the data is sent to the IntelliView™ 12 monitor
- The operator is kept continually informed and can adapt machine parameters accordingly



### Yield mapping

- The exclusive patented, new high flow, high accuracy yield sensor developed by New Holland is generally recognised as the best in class
- The sensor generates an extremely accurate yield measurements for the variety or the moisture content of the kernel
- Furthermore, calibration is performed just once a season



### Real-time NutriSense™ NIR sensing

The optional NutriSense™ NIR sensor nutrient analysis technology is fully integrated into the IntelliView™ monitor, and displays and records a whole host of crop moisture and nutrient parameters in real time with outstanding 2% accuracy. Monitored parameters include Moisture, Protein and Fat, Starch, Neutral Detergent Fibre (NDF) and Acid Detergent Fibre (ADF). This data can be recorded, using the CR combine's DGPS signal to produce nutrient contents maps which can be uploaded automatically to the FieldOps™ portal to further tailor inputs for enhanced future yields.



## 360°: CR.

The CR range has been designed to spend more time working and less time in the yard. After all, we all know how precious time in the field is during short harvesting seasons. All service points are easy to access, and long service intervals mean they will spend more time in the field.



- Self-supporting, fully opening shielding guarantees wide access to all drives and service points
- New wide angle LED service lights together with yellow frame improve service visibility
- To ensure optimal lubrication at all working positions, operators can select the variator lube function at the touch of a button
- The entire inside of the combine can be cleaned using the Cleanout function. The function is managed through the IntelliView™ 12 monitor. The sieves, concaves and drum open up and fan speed is increased to maximum



Easy ground-access to all oil filters and drain points and centralised greasing banks.



Engine and hydraulic oil can be checked at a glance.



The integrated water tank is placed ideally for washing hands after connecting the header.



The air filter is easily accessible from the engine platform.



An optional portable LED service light offers 360° servicing visibility.



Plastic rotor covers can be removed without tools.



### Dealer Installed Accessories

A comprehensive range of approved accessories can be supplied and fitted by your dealer.



# New Holland Uptime Solutions.



## Our highly skilled technicians analyse specific product triggers, fault codes and operating parameters and implement eventual corrections as required

Using data from FieldOps™ active analytic triggers are monitored 24/7. If an issue is identified, the system proactively sends an alert to dealers with the required corrective action. If a New Holland dealer detects a potential failure, they can check parts availability and prepare for in-field servicing, when it suits the customer.



## Assistance In Action

If the unthinkable happens, when you're in the middle of the harvesting sweet spot and your combine stops, you need to get going ASAP. And this is where New Holland steps in. If you have a breakdown, our guarantee to you is that we activate our assistance process, and we will find a solution. That's our commitment to you.



## Benefit from extended warranties and maintenance contracts from the people who know your machine best. New Holland.

The Extended Warranty is standard on CH7.70, CR and CX7 & CX8 combine ranges. The 3 year or 1,200 engine hours warranty covers engine, driveline and after treatment systems.



## Uptime Warranty – because your peace of mind is priceless

The Uptime Warranty programme provides owners of New Holland agricultural machinery with repair services covering your machinery over the Manufacturer's contractual Warranty. Maximum control over operating costs, repairs completed by authorised New Holland Dealers using New Holland Genuine Parts, higher re-sale value of your machine, transferable coverage are all key benefits. Please ask your dealer how to take out a Uptime Warranty contract for your machinery.



## MyNew Holland™ will improve your daily work

MyNew Holland™ will improve your daily work: get access to exclusive information by adding your equipment, find online solutions for your PLM® products, download operator manuals. Whenever you want, wherever you want – and free of charge.



## New Holland Style

Visit [www.newhollandstyle.com](http://www.newhollandstyle.com). A whole range of items are available including hard wearing work clothing and a vast selection of scale models.

Models		CR7.80	CR7.90	CR8.80	CR8.90	CR9.90	CR10.90
<b>Grain header</b>							
Cutting width: High Capacity grain header	(m)	5.18 - 9.15	5.18 - 9.15	6.10 - 9.15	6.10 - 9.15	6.10 - 9.15	6.10 - 9.15
Varifeed™ grain header - 575mm knife travel	(m)	4.88 - 9.15	4.88 - 10.67	6.10 - 10.67	6.70 - 12.50	6.70 - 12.50	6.70 - 12.50
Superflex headers cutting width	(m)	6.10 - 9.15	6.10 - 10.67	6.10 - 10.67	7.62 - 10.67	9.15 - 10.67	9.15 - 10.67
MacDon FD2 FlexDraper® header	(m)	7.60 - 10.60	7.60 - 10.60	7.60 - 12.50	9.10 - 13.70	10.60 - 15.20	10.60 - 15.20
MacDon D2 Rigid Draper® header	(m)	7.60 - 10.60	7.60 - 10.60	7.60 - 12.50	9.10 - 13.70	10.60 - 13.70	12.20 - 13.70
Knife speed Standard / Varifeed™ grain header	(cuts/min.)	1150 / 1300	1150 / 1300	1150 / 1300	1150 / 1300	1150 / 1300	1150 / 1300
Spare knife and spare bolted knife sections		●	●	●	●	●	●
Feeding auger with full-width retractable fingers		●	●	●	●	●	●
Reel diameter Standard / Varifeed™ grain header	(m)	1.07	1.07	1.07	1.07	1.07	1.07
Electro-hydraulic reel position adjustment		●	●	●	●	●	●
Automatic reel speed synchronisation to forward speed		●	●	●	●	●	●
Hydraulic quick coupler (single location)		●	●	●	●	●	●
<b>Maize headers</b>							
Number of rows flip-up maize headers		6 / 8	6 / 8	6 / 8	8	8	8
Number of rows rigid maize headers		6 / 8	6 / 8 / 12	6 / 8 / 12	8 / 12 / 16	8 / 12 / 16	8 / 12 / 16
Integrated stalk choppers		○	○	○	○	○	○
Rotary dividers		○	○	○	○	○	○
<b>Automatic header control systems</b>							
Automatic stubble height control		●	●	●	●	●	●
Compensation mode		●	●	●	●	●	●
Autofloat™ system		●	●	●	●	●	●
<b>Straw elevator</b>							
Number of chains		3	3	3	4	4	4
Fixed feeder drive		●	●	●	●	●	●
Variable feeder drive		○	○	○	○	○	○
Power Reverse™ hydraulic header and elevator reverser		●	●	●	●	●	●
Lateral flotation		●	●	●	●	●	●
Front face adjustment		●	●	●	●	●	●
Remote adjustable front face adjust		○	○	○	○	○	○
Deep Cut DFR system (Dynamic Feed Roll™)		●	●	●	●	●	●
DFR reversing system (Dynamic Feed Roll™)		○	○	○	○	○	○
<b>Harvest Suite™ Ultra cab glass area</b>							
	(m²)	6.3	6.3	6.3	6.3	6.3	6.3
Cab category level - EN 15695		2	2	2	2	2	2
HID working lighting pack		○	○	○	○	○	○
LED working lighting pack		○	○	○	○	○	○
LED long distance lights		○	○	○	○	○	○
Standard cloth trimmed seat with air-suspension		●	●	●	●	●	●
Deluxe cloth trimmed heated air-suspension seat with Active Ventilation		○	○	○	○	○	○
Leather trimmed heated air-suspension seat with Active Ventilation		○	○	○	○	○	○
Instructor seat		●	●	●	●	●	●
Leather Steering wheel		○	○	○	○	○	○
CommandGrip™ handle		●	●	●	●	●	●
IntelliView™ 12 monitor with adjustable position		●	●	●	●	●	●
2nd IntelliView™ 12 monitor		○	○	○	○	○	○
Wide Angle Shatterproof Mirrors		●	●	●	●	●	●
3 viewing cameras		○	○	○	○	○	○
ACS (Automatic Crop Settings)		●	●	●	●	●	●
Air-conditioning and coolbox		●	●	●	●	●	●
Automatic climate control		○	○	●	●	●	●
Removable fridge		●	●	●	●	●	●
MP3 Bluetooth radio (hands free phone calls)		○	○	○	○	○	○
2 x USB charging ports		●	●	●	●	●	●
4 speaker system		●	●	●	●	●	●
Optimum cab noise level - ISO 5131	(dB(A))				73		
<b>FieldOps™</b>							
FieldOps™ (Connectivity Included)		●	●	●	●	●	●
IntelliSteer® ready automatic guidance system		○	○	○	○	○	○
IntelliTurn™ automatic end of row turning		○	○	○	○	○	○
IntelliField™ boundary, map & guidance line data inter-vehicle sharing		○	○	○	○	○	○
IntelliCruise™ II system		○	○	○	○	○	○
IntelliSense™ Combine automation system (Includes Grain Cam™ Sensor)		○	○	○	○	○	○
Automatic row guidance system for maize headers		○	○	○	○	○	○
Yield measuring and moisture measuring		○	○	○	○	○	○
NutriSense™ NIR sensor nutrient analysis technology		○	○	○	○	○	○
<b>Uptime Solutions – Training &amp; Support Systems</b>							
New Holland Proactive Breakdown Support		●	●	●	●	●	●
New Holland Breakdown Assist		●	●	●	●	●	●
<b>Twin Rotor™ technology</b>							
Twin Pitch rotors		●	●	●	–	–	–
Twin Pitch Plus rotors		–	–	–	●	●	●
Rotor diameter	(mm)	432	432	432	559	559	559
Rotor length	(mm)	2638	2638	2638	2638	2638	2638
Length of auger section	(mm)	390	390	390	390	390	390
Length of threshing section	(mm)	739	739	739	739	739	739
Length of separation section	(mm)	1090	1090	1090	1090	1090	1090
Length of discharge section	(mm)	419	419	419	419	419	419
Adjustable rotor vanes		●	●	●	●	●	●
Automatic concave reset		–	●	●	●	●	●
Dynamic Flow Control™ remote adjustable rotator vanes		–	○	–	○	○	○
<b>Threshing concaves:</b>							
Wrap angle	(°)	86	86	86	84	84	84
Wrap angle with extension	(°)	121	121	121	123	123	123
Electric adjustment		●	●	●	●	●	●
<b>Separation concaves:</b>							
Separation grates per rotor		3	3	3	3	3	3
Wrap angle	(°)	148	148	148	148	148	148



Models		CR7.80	CR7.90	CR8.80	CR8.90	CR9.90	CR10.90
<b>Beater</b>							
Width	(mm)	1300	1300	1300	1560	1560	1560
Diameter	(mm)	400	400	400	400	400	400
Beater concave wrap angle	(°)	54	54	54	54	54	54
Total threshing and separation area	(m <sup>2</sup> )	2.77	2.77	2.77	3.13	3.13	3.13
<b>Cleaning</b>							
Self-levelling cleaning shoe		●	●	●	●	●	●
Pre-cleaning system		●	●	●	●	●	●
Opti-Clean™ cleaning system		●	●	●	●	●	●
Total sieve area under wind control	(m <sup>2</sup> )	5.4	5.4	5.4	6.5	6.5	6.5
Remote control sieve and presieve setting		●	●	●	●	●	●
<b>Cleaning fan</b>							
Number of blades		6	6	6	6	6	6
Variable speed range	(rpm)	200 - 1050	200 - 1050	200 - 1050	200 - 1050	200 - 1050	200 - 1050
Double outlet fan		●	●	●	●	●	●
Electrical speed adjustment from the cab		●	●	●	●	●	●
<b>Return system</b>							
Single Roto-Thresher™ system		●	–	–	–	–	–
Double Roto-Thresher™ system		–	●	●	●	●	●
Returns indication on IntelliView™ 12 monitor		●	●	●	●	●	●
<b>Grain elevator</b>							
Standard capacity grain elevator with heavy duty chain & flaps		●	●	●	●	●	●
High capacity grain elevator with heavy duty chain & flaps		–	–	–	○	○	○
<b>Grain tank</b>							
Folding covers capacity standard / optional	(l)	10500	11500	12500	12500 / 14500	12500 / 14500	14500
Central filling, folding bubble-up extension		●	●	●	●	●	●
<b>Unloading auger</b>							
Overtop unloading		●	●	●	●	●	●
Unloading speed standard / optional	(l/s.)	126	126	126	126 / 142	126 / 159	159
Split unloading tube and cross augers drives		–	–	–	– / ●	– / ●	●
Grain sample inspection door		●	●	●	●	●	●
Grain tank fill warning device		●	●	●	●	●	●
Unloading auger swivel reach	(°)	105	105	105	105	105	105
Extra long folding unloading tube		–	–	–	○	○	○
Pivoting spout system		○	○	○	○	○	○
<b>Electrical</b>							
12 volt alternator	(Amps)	240	240	240	240	240	240
Battery capacity	(CCA / Ah)	730 / 2x107	730 / 2x107	730 / 2x107	730 / 2x107	730 / 2x107	730 / 2x107
<b>Engine*</b>							
Compliant with engine emissions regulations		FPT Cursor 9*	FPT Cursor 9*	FPT Cursor 11*	FPT Cursor 13*	FPT Cursor 13*	FPT Cursor 16*
Capacity	(cm <sup>3</sup> )	Stage V 8700	Stage V 8700	Stage V 11100	Stage V 12900	Stage V 12900	Stage V 15927
ECObLue™ system (Selective Catalytic Reduction)		HI-eSCR 2	HI-eSCR 2	HI-eSCR 2	HI-eSCR 2	HI-eSCR 2	HI-eSCR 2
Injection system		Common Rail	Common Rail	Common Rail	Common Rail	Common Rail	Common Rail
Gross engine power @ 2100rpm - ISO TR14396 - ECE R120	[kW/hp[CV]]	275/374	308/419	345/469	365/496	400/544	470/639**
Maximum engine power @ 2000rpm - ISO TR14396 - ECE R120	[kW/hp[CV]]	305/415	338/460	380/517	400/544	441/600	515/700**
Crop specific power curves		–	–	–	●	●	–
Approved biodiesel blend***		B7	B7	B7	B7	B7	B7
Electronic governor type		●	●	●	●	●	●
Fuel consumption measuring and read-out on IntelliView™ 12 monitor		●	●	●	●	●	●
Air compressor		○	○	○	○	○	○
Engine blow off system		○	○	○	●	●	●
<b>Fuel tank</b>							
Diesel capacity / AdBlue capacity	(l)	750 / 160	1000 / 160	1000 / 160	1300 / 160	1300 / 160	1300 / 160
<b>Transmission</b>							
Hydrostatic		●	●	●	●	●	●
Gearbox		2-speed	2-speed	2-speed	2-speed	2-speed	2-speed
Remote gearshifting		●	●	●	●	●	●
Differential lock		●	●	●	●	●	●
Two speed powered rear wheels engagement		○	○	○	○	○	○
Maximum speed standard / optional	(kph)	30 / 40	30 / 40	30 / 40	30 / 40	30 / 40	30 / 40
SmartTrax™ system with flex technology		–	–	○	○	○	○
SmartTrax™ rubber tracks with Terraglide™ suspension		–	–	○	○	○	●
Heavy Duty 24" SmartTrax™ rubber tracks with Terraglide™ suspension		–	–	○	○	○	○
<b>Residue management</b>							
Integrated straw chopper		●	●	●	●	●	●
PSD (Positive Straw Discharge) belt		●	●	●	●	●	●
Remote adjustable deflectors		○	○	○	○	○	○
Remote chop / drop selection		○	○	○	○	○	○
Chaff spreader		○	○	○	○	○	○
Opti-Spread™ residue management		–	○	○	–	–	–
Opti-Spread™ Plus System		–	–	–	○	○	○

● Standard ○ Optional – Not available \* Developed by FPT Industrial \*\* Extra power is available when unloading and chopping \*\*\* Biodiesel blend must fully comply with the latest fuel specification EN14214:2009 and operation is in accordance with operator manual guidelines

Model Dimensions	CR7.80 <sup>[B]</sup> /CR7.90/CR8.80				CR8.90/CR9.90/CR10.90			
	Tyres		SmartTrax		Tyres		SmartTrax	
With traction wheels/tracks <sup>[A]</sup>	710/70R42	900/60R38	24"/24" HD	28.5"	800/70R32	900/60R38	24"/24" HD	28.5"
Footprint area - Field	(m <sup>2</sup> )	–	2.98	3.53	–	–	2.98	3.53
Maximum height in transport position	(m)	3.97	3.90	3.95	3.97	4.00	3.97	3.99
Maximum width - transport	(m)	3.25	3.63	3.24	3.47	3.72	3.87	3.48
Maximum length with extended unloading tube without header <sup>[C]</sup>	(m)	9.97	9.97	9.97	9.97	9.97	9.97	9.97
Maximum length with foldable unloading tube without header <sup>[D]</sup>	(m)	–	–	–	–	9.04	9.04	9.04

[A] Traction wheels / tracks other than those mentioned are available: 710/70R42, 800/70R32, 900/60R32, 900/60R38, SmartTrax 24", 28.5" and SmartTrax with Terraglide suspension 24", 24" HD, 28.5"  
[B] SmartTrax version not available [C] With 3ft extension and canvas [D] Transport, without extension, with spout

# New Holland Top Service: customer support and customer information.



## Top Availability

If you need information, or have an out of hours question, ring our toll-free number\*. All day, every day, we are just a call away.



## Top Speed

Express parts delivery: when you need it, where you need it!



## Top Priority

Fast-track solution during the season: because your harvest can't wait!



## Top Satisfaction

We drive and track the solution you need, keeping you informed: until you are 100% satisfied!



### For more details, ask your New Holland dealer!

\* Calls to the Top Service team are free from landlines in the United Kingdom and Republic of Ireland. UK-based mobile calls are also free, but Republic of Ireland mobile users should call 01 2421881 and this will be charged at your standard network rate.

AT YOUR OWN DEALER

[www.newholland.com/uk](http://www.newholland.com/uk) - [www.newholland.com/ie](http://www.newholland.com/ie)



The data indicated in this folder are approximate. The models described here can be subjected to modifications without any notice by the manufacturer. The drawings and photos may refer to equipment that is either optional or intended for other countries. Please apply to our Sales Network for any further information. Published by New Holland Brand Communications. BTS Adv. - Printed in Italy - 01/25 - (Turin) - 242008/INB